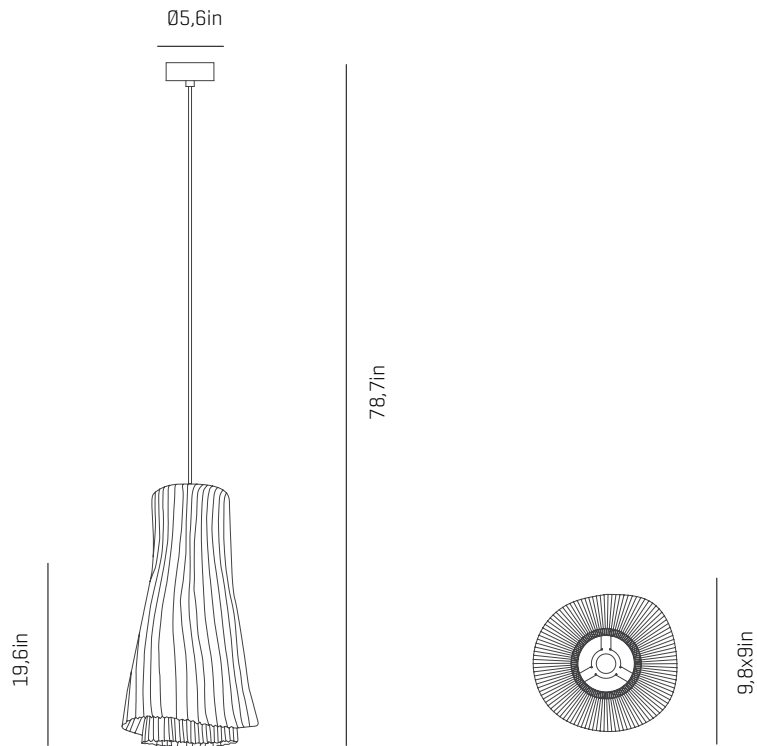


a

emotional light

tempo collection

LED



USA & Canada

ref. TEAN04-LD



TEAN04

TEVID4

MATERIALS & COMPONENTS

LAMPSHADE

Painted stainless steel | One color to choose



BL

BE

G

T

CUSTOM
COLOR

Bottom diffuser

CANOPY AND CABLE

Steel gloss nickel-plated

Transparent or black cable

Standard: 78,7in

Length customizable

LIGHT SOURCE BUILT IN

100~277V - 60Hz

17W 2700K 1645lm built-in
upon request 3000K 1776lm

Dimming system: PHASE CONTROL & 0-10V
[only 120Vac TRIAC Dimmers]

OTHER DATA

NET WEIGHT

4,6lb

PACKAGING

26x 12,6x 9,1in

5,5lb

ELECTRICAL FEATURES

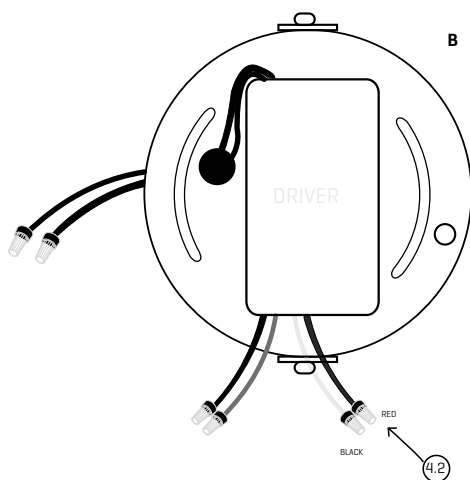
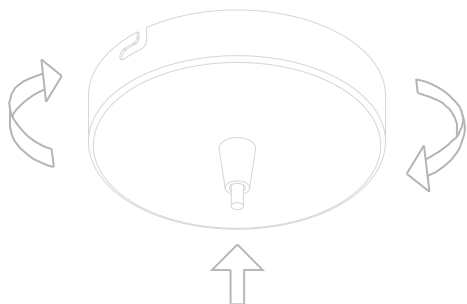


CERTIFICATIONS



emotional light

4.1

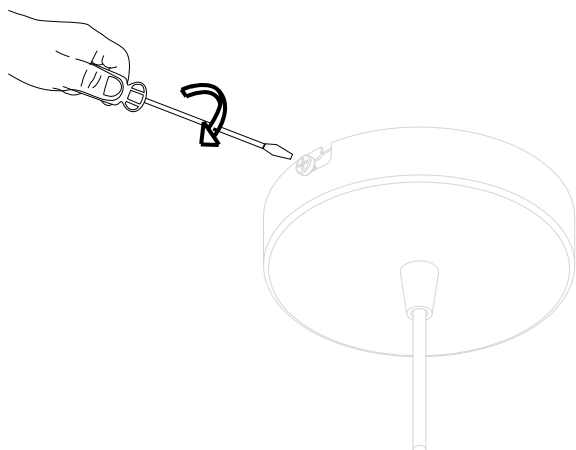


COLOR CODE: NEGATIVE (-) - BLACK
POSITIVE (+) - RED

CÓDIGO DE COLORES: NEGATIVO (-) - NEGRO
POSITIVO (+) - ROJO

4.2

4.3



4

Pass the electrical cable of the luminaire through the strain relief [4.1] of the canopy and connect it to the black and red cables of the driver [4.2], respecting the color code.
Insert the canopy in the holding piece and tight the security screws [4.3].
Tighten the strain relief situated on the canopy.

Passer le câble électrique du luminaire à travers l'anti-traction de la rosace [4.1] et le connecter aux câbles noir et rouge du driver [4.2], en respectant le code couleur.
Insérer le baldaquin dans la pièce de serrage et serrer les vis de sécurité [4.3].
Serrer le tendeur de câble situé sur le capot.

Pase el cable eléctrico de la luminaria por el antitirón del florón [4.1] y conectelo en los cables negro y rojo del driver [4.2], respetando el código de colores.
Encajar el florón en la pieza de sujeción y apretar los tornillos de seguridad [4.3].
Apretar el tensor del cable situado en el florón.