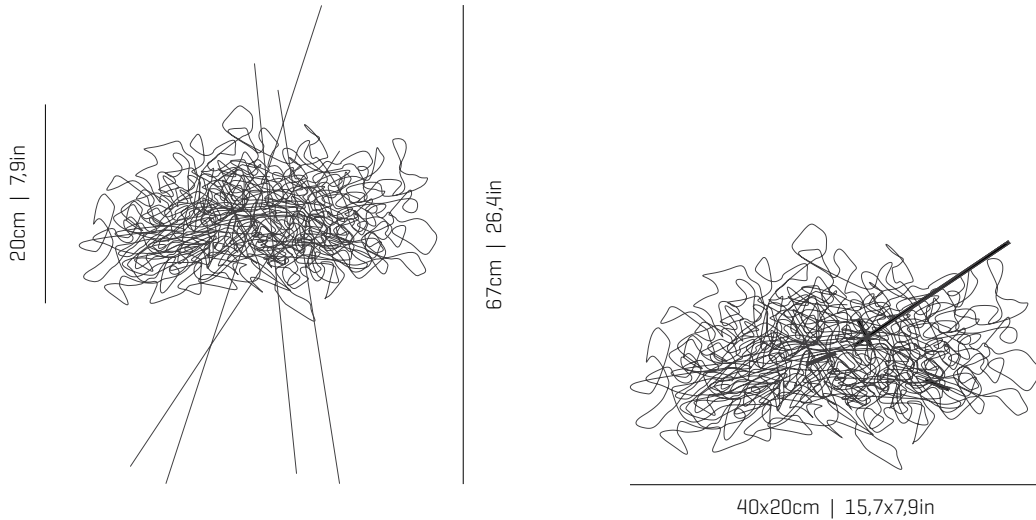


# a

## emotional light

LED

pili collection



ref. PL01



PL01

PL04


PL04G

### MATERIALS & COMPONENTS | MATERIALES & COMPONENTES

#### LAMPSHADE | TULIPA

Painted stainless steel thread  
Hilo de acero inoxidable pintado

One color: white  
Un color: blanco



B

#### SUPPORT AND CABLE

##### SOPORTE Y CABLE

Stainless steel  
Acero inoxidable

Dimmable  
Regulable

Transparent cable  
Cable transparente

Standard: 200cm | 78,7in

#### LIGHT SOURCE BUILT IN

##### FUENTE DE LUZ INCLUIDA

##### 230V - 50Hz

2,1W 2700K 240lm built-in

##### 120V - 60Hz

2,1W 2700K 240lm built-in

#### ENERGY EFFICIENCY

##### EFICIENCIA ENERGÉTICA

This product contains a light source of energy efficiency class F  
Este producto contiene una fuente luminosa de la clase de eficiencia energética F

### OTHER DATA | OTROS DATOS

#### NET WEIGHT | PESO NETO

0,5kg | 1,1lb

#### PACKAGING | EMBALAJE

60x60x21cm | 23,6x 23,6x 8,3in  
2,6kg | 5,7lb

#### ELECTRICAL FEATURES

##### CARACTERÍSTICAS ELÉCTRICAS



#### CERTIFICATIONS

##### CERTIFICACIONES



## Pili


ref. PL01

Suitable for indoor use, at 25°C

Apta para uso interior a temperatura ambiente de 25°C

Box contains | Contenido de la caja:


A - Lampshade | Tulipa [1]



LED

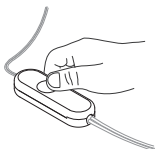
The light source of this luminaire must be replaced by the manufacturer, its technical service or equivalent qualified person.

La fuente de luz de esta luminaria debe reemplazarse únicamente por el fabricante, su servicio técnico o persona cualificada equivalente.

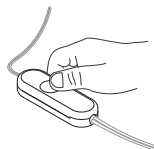


ON / OFF

Light intensity adjustment



less than 1second

continuous pressure  
max 3-4seconds

## 1

Adjustable switch operation:

- By a soft and short touch it will go from ON to OFF
- A soft but longer touch will be regulated in ascending or descending intensity, until reaching the maximum limit which is indicated by a blink.
- The switch has memory, so if you turn off the luminaire at the minimum, it will turn on with the same intensity.

Funcionamiento interruptor regulable:

- Mediante un toque suave y corto pasará de ON a OFF
- Un toque suave pero más largo regulará de manera ascendente o descendente la intensidad, hasta llegar al límite máximo el cual se indica mediante un parpadeo.
- El interruptor tiene memoria, por lo que si apaga la luminaria en el mínimo, se encenderá con la misma intensidad.

If the flexible cable or cord of this luminaire is damaged, it must only be replaced by the manufacturer or its technical service or a person of equivalent qualification in order to avoid any risk.

Si el cable flexible o cordón de esta luminaria está dañado, debe sustituirse exclusivamente por el fabricante o su servicio técnico o una persona de cualificación equivalente con objeto de evitar cualquier riesgo.