

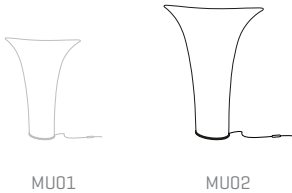
Muu

ref. MU02

Table lamp



Muu Collection




MATERIAL FINISHES

LAMPSHADE

Painted stainless steel

One color to choose



SUPPORT AND CABLE

Painted steel

Black cable

LIGHT SOURCE

120V - 60Hz

⦿ E12 Candel - Max. 1x60 W

OTHER TECHNICAL DATA

PACKAGING

20,5x18,5x12,2in

5,4lb

ELECTRICAL FEATURES



CERTIFICATIONS



Box contains | Contenido de la caja:

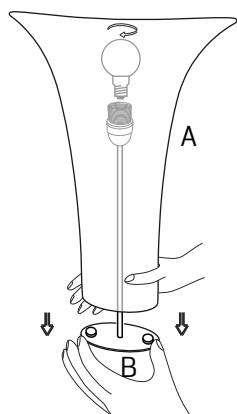
A - Lampshade | Tulipa [1]

B - Frame | Soporte [1]

ref. **MU02**

Suitable for indoor use, at 77°F

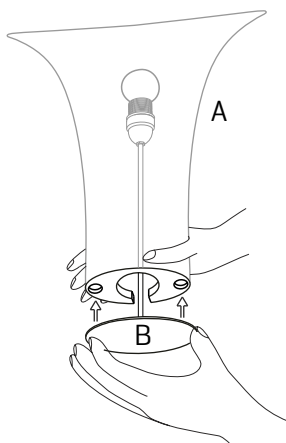
Apta para uso interior a temperatura ambiente de 77°F



1

Separate the frame from the lampshade and place the bulb into the socket.

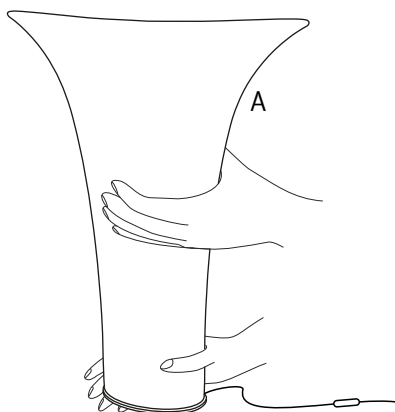
Separar el soporte de la tulipa y colocar la bombilla en el portalámparas.



2

To close the product do the reverse process, introducing the magnets in the holes.

Para cerrar el conjunto realizar el proceso inverso encajando los imanes en los agujeros.



3

The lamp should be treated with care. Occasionally getting the lampshade with strength may modify its original design. To solve it, open the lampshade and mold with your hands all the crushed parts so that they recover their original shape.

Debido a la flexibilidad del material, al manejar la tulipa se puede modificar su diseño original. Para solucionarlo, moldear con la mano las zonas dónde se aplaste para que vuelvan a su posición original.