

Li

LED

ref. **LI06G-D**

DIMMABLE


Wall sconce



Li Collection



LI06



LI06G

MATERIAL FINISHES

LAMPSHADE

Pressed cellulose

One color to choose



SUPPORT

Stainless steel

MOUNTING OPTIONS

Wall sconce

LIGHT SOURCE BUILT IN

100~277V- 60Hz

□ □ □ □ 16W 2.390lm 3000K built-in
upon request 2700K

Dimming system: 0-10 V

OTHER TECHNICAL DATA

NET WEIGHT

6,4lb

PACKAGING

43,3x11,8x9,8in

10,4lb

ELECTRICAL FEATURES



CERTIFICATIONS



Li

ref. **LI06G-D**

Suitable for indoor use, at 77°F

Apta para uso interior a temperatura ambiente de 77°F

Box contains | Contenido de la caja:

A - Lampshade | Tulipa [1]


B - Frame | Soporte [1]

C - Screws | Tornillos [4]

D - Wall Plugs | Tacos [4]

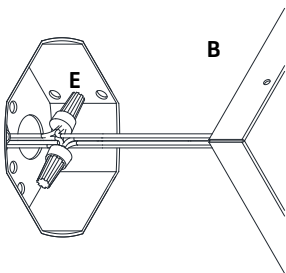
E - Electrical disposal 2cables | Ficha 2cables [2]

F - Electrical disposal 1cable | Ficha 1cable [3]

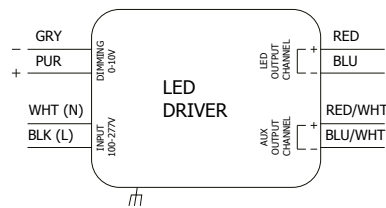


SAFETY NOTE: Switch off mains supply before commencing installation

INDICACIÓN DE SEGURIDAD: Desconecte la alimentación eléctrica antes de empezar con la instalación



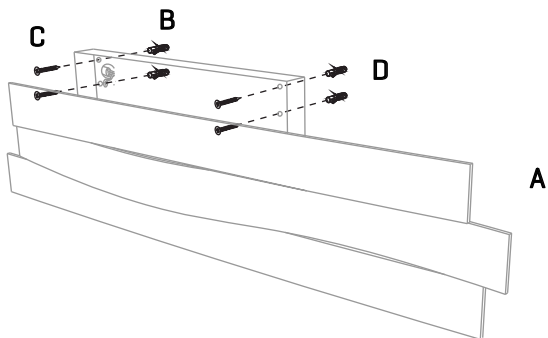
WIRING DIAGRAMS



1

Pass the electric cables into the octagon box and do the electric connection in it, please follow the wiring diagrams.

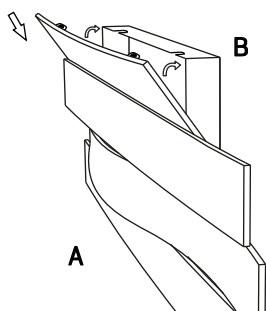
Passar los cables eléctricos al interior de la octagon box y realizar la conexión eléctrica en ella siguiendo el diagrama de conexiones.



2

Remove the cap, drill the holes in the wall and put the wall plugs into them, finally screw the frame.

Quitar la tapa, realizar los agujeros en la pared y colocar los tacos, finalmente atornillar el soporte.



3

Place the top cover and tighten the screws.

Colocar la tapa superior y apretar los tornillos.