


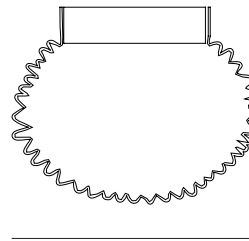
a

by arturo alvarez

gea collection



26cm | 10,2in



13cm | 5,1in

16cm | 6,3in

ref. GE06



GE03



GE04




GE06

MATERIALS & COMPONENTS | MATERIALES & COMPONENTES

LAMPSHADE | TULIPA

Painted stainless steel | One color to choose
Acero inoxidable pintado | Un color a elegir



BL

BE

G

T

CUSTOM
COLOR

RECOMMENDED BULBS

BOMBILLAS RECOMENDADAS

230V - 50Hz

 G9 LED - Max. 2x4 W

120V - 60Hz

 G9 LED- Max. 2x4 W

ENERGY EFFICIENCY

EFICIENCIA ENERGÉTICA

from A+ to C
desde A+ a C

OTHER DATA | OTROS DATOS

NET WEIGHT | PESO NETO

0,6kg | 1,3lb

PACKAGING | EMBALAJE

34x24x15cm | 13,4x 9,4x 5,9in

1kg | 2,2lb

ELECTRICAL FEATURES

CARACTERÍSTICAS ELÉCTRICAS



CERTIFICATIONS

CERTIFICACIONES



SUPPORT AND MOUNTING OPTIONS

SOPORTE Y OPCIONES DE INSTALACIÓN

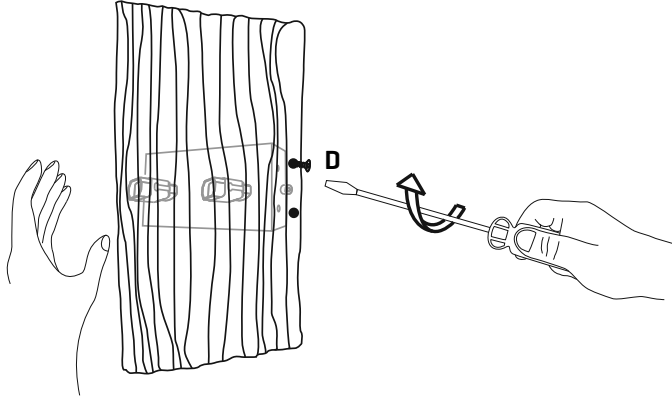
Stainless steel
Acero inoxidable

Wall lamp
Aplique

a

by arturo alvarez

ASSEMBLY INSTRUCTIONS
INSTRUCCIONES DE MONTAJE



3

Join the shade to the base, by screwing a pair of screws on each side.

Unir la tulipa en el soporte, atornillando la pareja de tornillos de cada lado.

The device is not suitable for installation on normally inflammable surfaces.



Aparato no adaptado para la instalación en superficies normalmente inflamables.