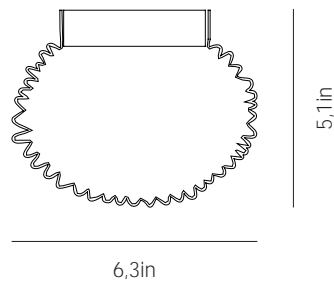
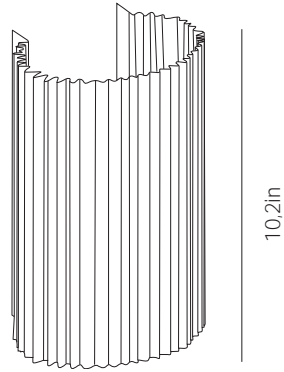


a

by arturo alvarez

gea collection



USA & Canada

ref. GE06



GE03



GE04




GE06

MATERIALS & COMPONENTS

LAMPSHADE

Painted stainless steel | One color to choose



BL

BE

G

T

CUSTOM
COLOR

SUPPORT AND MOUNTING OPTIONS

Stainless steel

Wall lamp

RECOMMENDED BULBS

120V - 60Hz

 G9 LED- Max. 2x4 W

OTHER DATA

NET WEIGHT

1,3lb

PACKAGING

13,4x 9,4x 5,9in

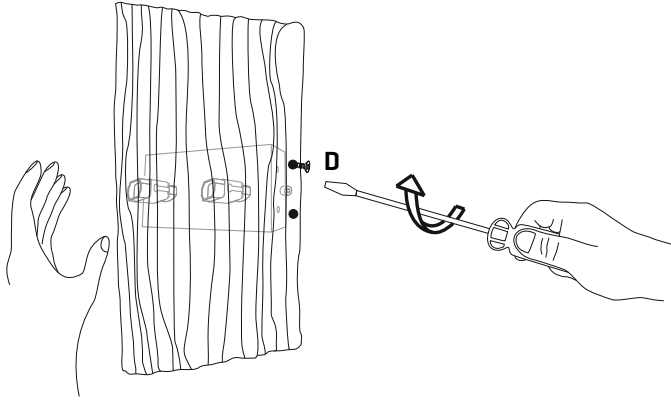
2,2lb

ELECTRICAL FEATURES



CERTIFICATIONS





3

Join the shade to the base, by screwing a pair of screws on each side.

Fixez la tulipe au support en vissant la paire de vis de chaque côté.

Unir la tulipa en el soporte, atornillando la pareja de tornillos de cada lado.

The device is not suitable for installation on normally inflammable surfaces.



Dispositif non adapté à une installation sur des surfaces normalement inflammables.

Aparato no adaptado para la instalación en superficies normalmente inflamables.