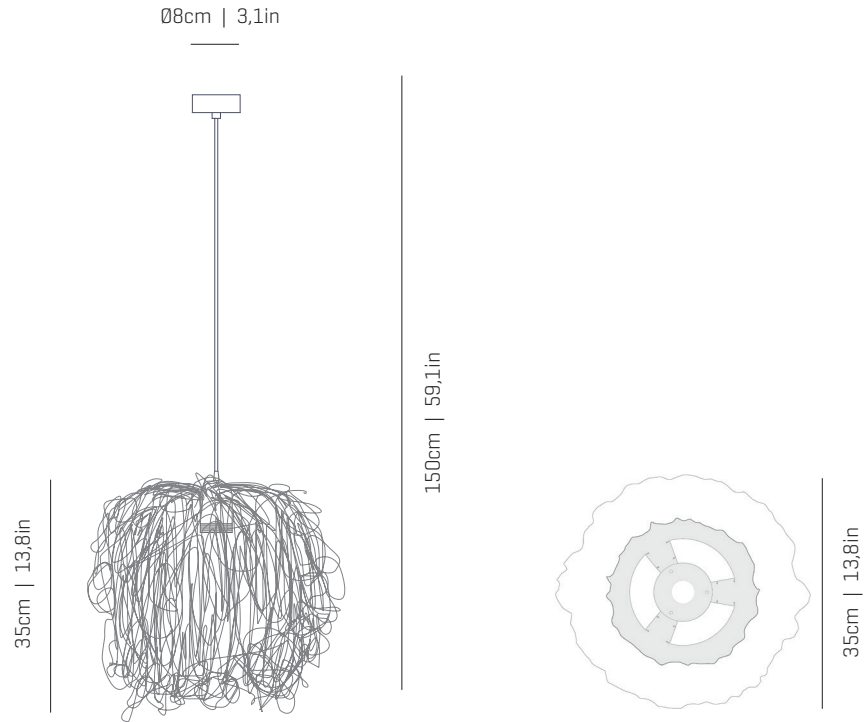


a

by arturo alvarez

caos collection



ref. CA04A



MATERIALS & COMPONENTS | MATERIALES & COMPONENTES

LAMP SHADE | TULIPA

Cord | One color to choose
Cordón | Un color a elegir



42 43 46 47 48



49 50 51 52

Stainless steel
Acero inoxidable

CANOPY AND CABLE | FLORÓN Y CABLE

Steel gloss nickel-plated
Acero níquel-satinado

Transparent or black cable
Cable transparente o negro

Standard: 150cm | 59,1in
Length/largo customizable
120V: 200cm | 78,7in

RECOMMENDED BULBS

BOMBILLAS RECOMENDADAS

230V - 50Hz

- E27 LED Vintage - Max. 1x12 W
- E27 LED Standard - Max. 1x12 W

120V - 60Hz

- E26 LED - Max. 1x12 W

ENERGY EFFICIENCY

EFICIENCIA ENERGÉTICA

from A++ to E
desde A++ a E

OTHER DATA | OTROS DATOS

NET WEIGHT | PESO NETO

1,1kg | 2,4lb

PACKAGING | EMBALAJE

44x44x40cm | 17,3x17,3x15,7in
1,5kg | 3,3lb

ELECTRICAL FEATURES

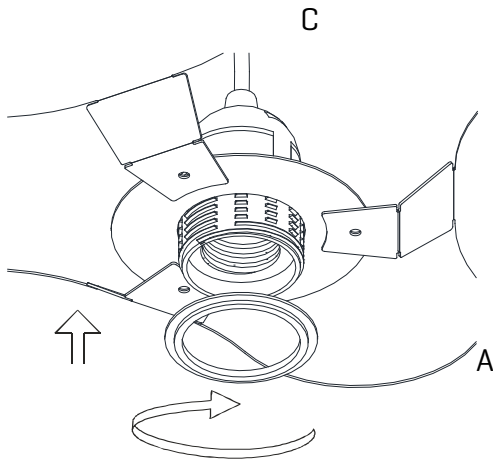
CARACTERÍSTICAS ELÉCTRICAS



CERTIFICATIONS

CERTIFICACIONES

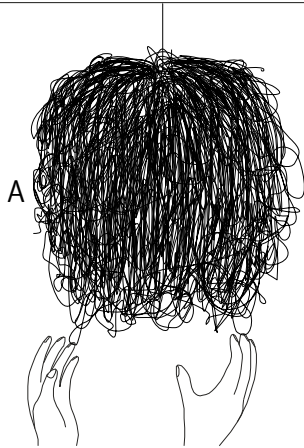




3

Insert the lampshade into the lampholder and tighten the nut.

Encajar la tulipa en el portalámparas y apretar la tuerca.



4

The lamp should be treated with care. Occasionally getting the lampshade with strength may modify its original design. To solve it, open the lampshade and mold with your hands all the crushed parts so that they recover their original shape.

Debido a la flexibilidad del material, al manejar la tulipa se puede modificar su diseño original. Para solucionarlo, moldear con la mano las zonas donde se aplaste para que vuelvan a su posición original.