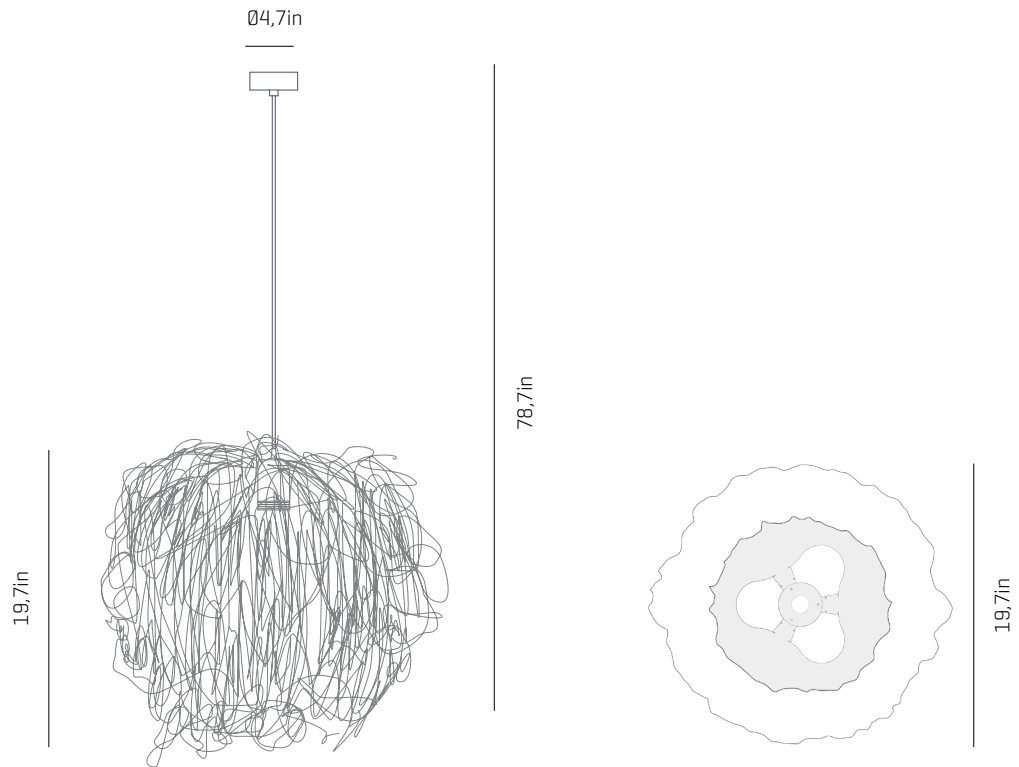


# a

## emotional light

caos collection



USA & Canada  
ref. CA04AG



### MATERIALS & COMPONENTS

#### LAMPSHADE

Cord | One color to choose



Stainless steel

#### CANOPY AND CABLE

Steel gloss nickel-plated

Transparent or black cable  
Standard: 78,7in  
Length customizable

#### RECOMMENDED BULBS

120V - 60Hz

 E26 LED- Max. 1x12 W

### OTHER DATA

#### NET WEIGHT

3,7lb

#### PACKAGING

20x20x20,9in

8,6lb

#### ELECTRICAL FEATURES

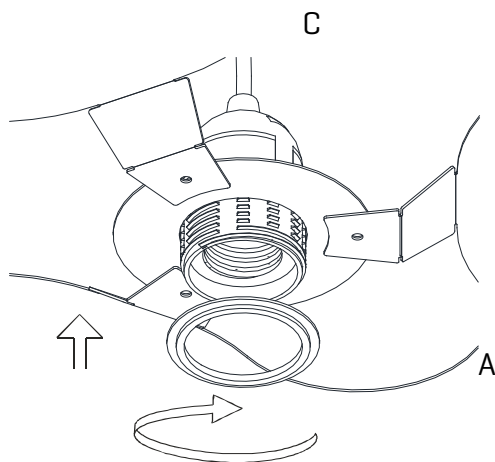


#### CERTIFICATIONS





## emotional light




3

Insert the lampshade into the lampholder and tighten the nut.

Insérez l'abat-jour dans la douille et serrez l'écrou. Placez la lampe dans le porte-lampe et serrez la vis.

Encajar la tulipa en el portalámparas y apretar la tuerca.



4

The lamp should be treated with care. Occasionally getting the lampshade with strength may modify its original design. To solve it, open the lampshade and mold with your hands all the crushed parts so that they recover their original shape.

En touchant et manipulant l'abat-jour il est possible de le déformer. Dans ce cas, ouvrez l'abat-jour et placez votre main sur toutes les parties froissées afin qu'elles retrouvent leur forme originale.

Debido a la flexibilidad del material, al manejar la tulipa se puede modificar su diseño original. Para solucionarlo, moldear con la mano las zonas donde se aplaste para que vuelvan a su posición original.