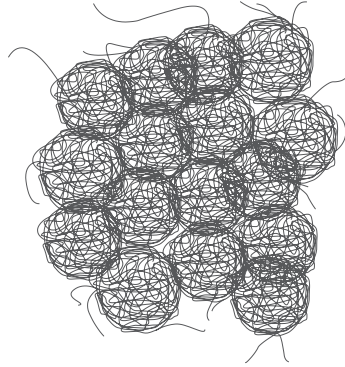


a


by arturo alvarez

blum collection

35cm | 13,7in



38cm | 14,9in



21cm | 8,2in

ref. BL06



BL04



BL06

MATERIALS & COMPONENTS | MATERIALES & COMPONENTES

LAMPSHADE | TULIPA

Painted stainless steel thread
Hilo de acero inoxidable pintado

One color: white
Un color: blanco



B

SUPPORT | SOPORTE

Painted steel
Acero pintado

MOUNTING OPTIONS



OPCIONES DE INSTALACIÓN

Wall lamp
Aplique

RECOMMENDED BULBS

BOMBILLAS RECOMENDADAS

230V - 50Hz

-  E27 LED Vintage - Max. 1x12 W
-  E27 LED Standard - Max. 1x12 W

120V - 60Hz

-  E26 LED - Max. 1x12 W

ENERGY EFFICIENCY

EFICIENCIA ENERGÉTICA

from A++ to E
desde A++ a E

OTHER DATA | OTROS DATOS

NET WEIGHT | PESO NETO

1,1kg | 2,4lb

PACKAGING | EMBALAJE

44x44x40cm | 17,3x17,3x15,7in
1,5kg | 3,3lb

ELECTRICAL FEATURES

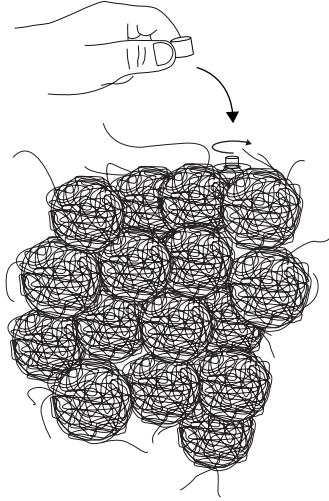
CARACTERÍSTICAS ELÉCTRICAS



CERTIFICATIONS

CERTIFICACIONES





6

Screw the previously removed cap which will hold the tulip.

The lamp should be treated carefully. Occasionally holding of the lampshade with strength may modify its original desing. To solve it, open the lampshade and mold with your hands all the crushed parts so that they rever their original shape.

Roscar el tapón anteriormente retirado que sujetará la tulipa.

Debido a la flexibilidad del material, al manejar la tulipa se puede modificar su diseño original. Para solucionarlo, moldear con la mano las zonas dónde se aplaste para que vuelvan a su posición original.