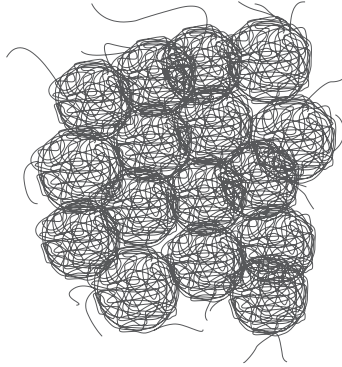


a


by arturo alvarez

blum collection

13,7in



14,9in



8,2in

USA & Canada

ref. BL06



BL04



BL06

MATERIALS & COMPONENTS

LAMPSHADE

Painted stainless steel thread

One color: white



B

SUPPORT

Painted steel

MOUNTING OPTIONS

Wall sconce

RECOMMENDED BULBS

120V - 60Hz

 E26 LED- Max. 1x12 W

OTHER DATA

NET WEIGHT

2,4lb

PACKAGING

17,3x17,3x15,7in

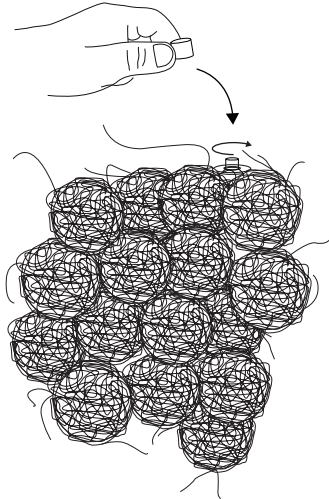
3,3lb

ELECTRICAL FEATURES



CERTIFICATIONS





6

Screw the previously removed cap which will hold the tulip.

The lamp should be treated carefully. Occasionally holding of the lampshade with strength may modify its original desing. To solve it, open the lampshade and mold with your hands all the crushed parts so that they rever their original shape.

Enfiler le bouchon préalablement retiré qui retiendra la tulipe.

En raison de la flexibilité du matériau, le design original peut être modifié lors de la manipulation de l'abat-jour. Pour résoudre ce problème, il faut mouler les zones où il est écrasé à la main afin qu'elles retrouvent leur position initiale.

Roscar el tapón anteriormente retirado que sujetará la tulipa.

Debido a la flexibilidad del material, al manejar la tulipa se puede modificar su diseño original. Para solucionarlo, moldear con la mano las zonas dónde se aplaste para que vuelvan a su posición original.