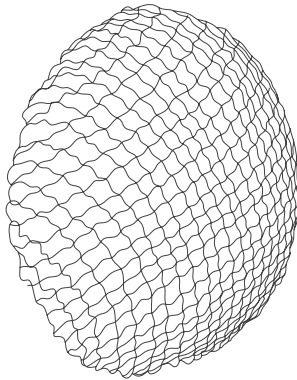


# a

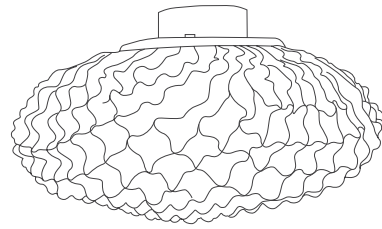
## emotional light

tati collection

LED



15in



9in

15in

USA & Canada

ref. TA06G-LD



TA02



TA04-1



TA04



TA04G



TA04-3



TA04-5



TA04-10



TA06



TA06P



TA06G

### MATERIALS & COMPONENTS

#### LAMPSHADE

Painted stainless steel | One color to choose



BL

BE

G

T

CUSTOM  
COLOR

Steel gloss nickel-plated and stainless steel


#### SUPPORT AND MOUNTING OPTIONS

Steel gloss nickel-plated and stainless steel

Wall lamp

#### LIGHT SOURCE BUILT IN

##### 120V - 60Hz

 8W 2700K 960lm built-in  
upon request 3000K 1067lm

Dimming system: PHASE CONTROL & 0-10V  
[only 120Vac TRIAC Dimmers]

### OTHER DATA

#### NET WEIGHT

3,1lb

#### PACKAGING

20,5x 18,5x 12,2in

5,3lb

#### ELECTRICAL FEATURES



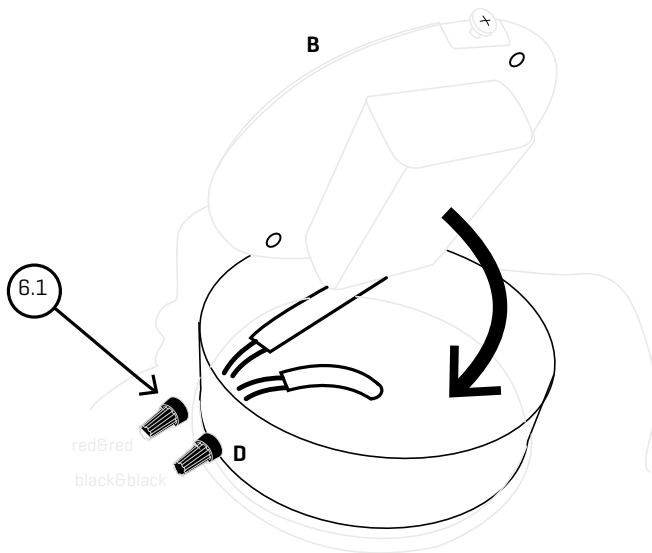
#### CERTIFICATIONS











## 6

Make the DC OUT electrical connection on the orange connection disposal, respecting the color code (red-red, black-black).

These cables are those indicated in step 2.

Fit the tulip in the clamping piece and tighten the security screws.

Effectuez la connexion électrique DC OUT sur la fiche de connexion orange en respectant le code de couleur (rouge-rouge ; noir-noir).

Ces câbles sont comme indiqué à l'étape 2.

Emboîtez le couvercle sur la pièce de serrage et serrez les vis de blocage.

Realice la conexión eléctrica DC OUT en la ficha de conexión naranja respetando el código de colores (rojo-rojo; negro-negro).

Estos cables son los indicados en el paso 2.

Encaje la tulipa en la pieza de sujeción y apriete los tornillos de seguridad.