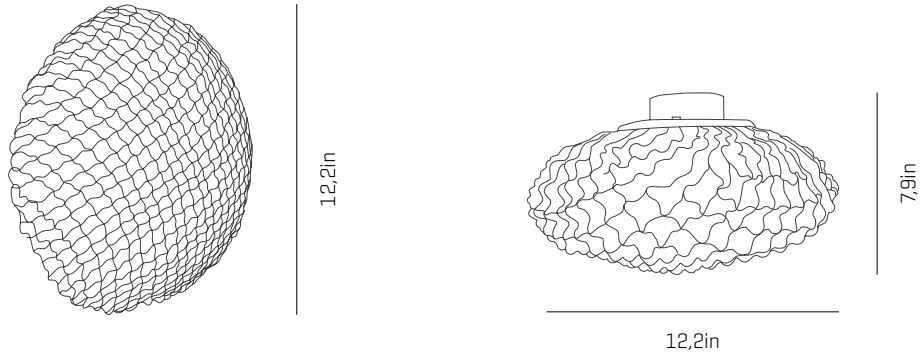


a

emotional light

tati collection

LED



USA & Canada

ref. TA06P-LD



MATERIALS & COMPONENTS

LAMPSHADE

Painted stainless steel | One color to choose



BL

BE

G

T

CUSTOM
COLOR

Steel gloss nickel-plated and stainless steel


SUPPORT AND MOUNTING OPTIONS

Steel gloss nickel-plated and stainless steel

Wall lamp

LIGHT SOURCE BUILT IN

120V - 60Hz

 8W 2700K 960lm built-in
upon request 3000K 1067lm

Dimming system: PHASE CONTROL & 0-10V
[only 120Vac TRIAC Dimmers]

OTHER DATA

NET WEIGHT

2,6lb

PACKAGING

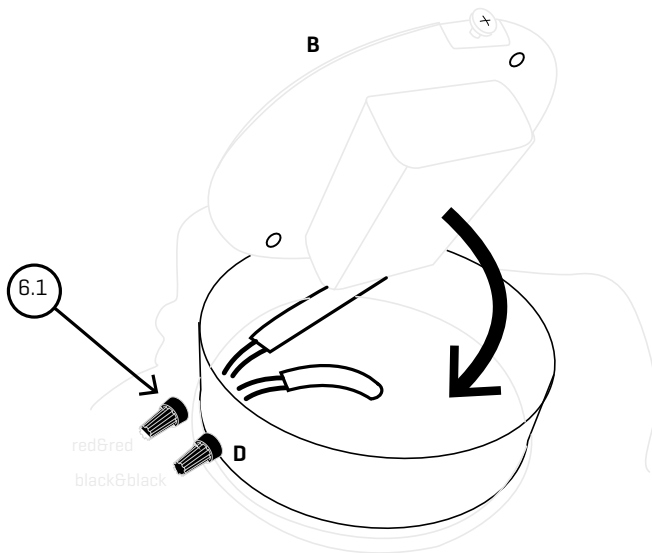
14,2x 14,2x 12,2in
3,3lb

ELECTRICAL FEATURES



CERTIFICATIONS





6

Make the DC OUT electrical connection on the orange connection disposal, respecting the color code [red-red, black-black].

These cables are those indicated in step 2.

Fit the tulip in the clamping piece and tighten the security screws.

Effectuez la connexion électrique DC OUT sur la fiche de connexion orange en respectant le code de couleur [rouge-rouge ; noir-noir].

Ces câbles sont comme indiqué à l'étape 2.

Emboîtez le couvercle sur la pièce de serrage et serrez les vis de blocage.

Realice la conexión eléctrica DC OUT en la ficha de conexión naranja respetando el código de colores [rojo-rojo; negro-negro].

Estos cables son los indicados en el paso 2.

Encaje la tulipa en la pieza de sujeción y apriete los tornillos de seguridad.