

a

by **arturo alvarez**

INDEX ÍNDICE

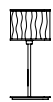
TABLE LAMPS 12 - 15



BEC001
12



CLO2
13



CV01
13



NE01
13



NE02
14



ON02
14



PL01
14



SH02
15

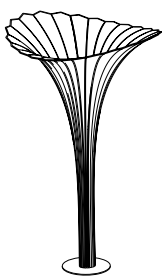


TA02
15



UR01
15

FLOOR LAMPS 16 - 20



AF03
16



BEC003
117



CLO3
17



CV03G
17



GE03
18



SH03
18



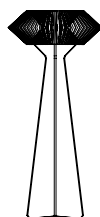
UR03
18



VG03A
19




VG03B
19

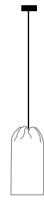


VV03
19

PENDANT LAMPS
20 - 51



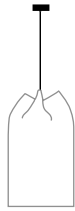
AI04
20



AG104
21



AG204
21



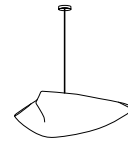
AG304
21



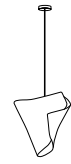
AG404
22



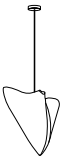
BEC004
24



BAPI04
22



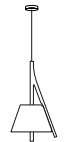
BARE04
23



BALA04
23-24



BL04
25



CM104
25



CM104G
25



CM204
26



CM204G
26



CA04A
26-27



CA004B
27



CA04AG
28



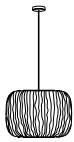
COCY04
28-29



COGA04
29



CORE04
30



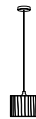
COSE04
30-31



COAU04
31



COAU04G
32



CV04-1
32



CV04
33



CV04G
33



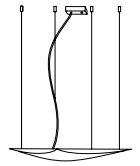
FL04
33



GE04
34



IN04
34



KT04-LD
35



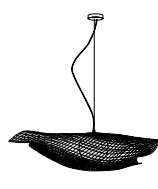
LA04
35



LS04
36



LS04G
36-37



MY04
37



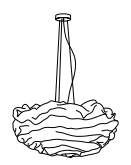
MY04G
37



NE04-1
38



NE04
38



NE04G
39



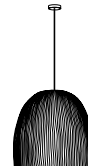
ON04-MINI
39



ON04-1
40



ON04
40-41



ON04G
41



PL04-MINI
42



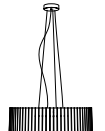
PL04
42



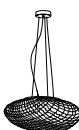
PL04G
42



SH04-1-LD
43



SH04-LD
43



TA04-1
43-44



TA04
44



TA04G
44



TEAN04
45



TEVI04
45-46



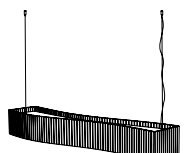
UR104
46



UR204
47



UR304
47-48



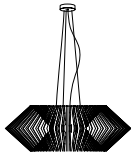
UX04-LD
48



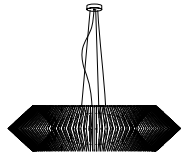
VG04A
48-49



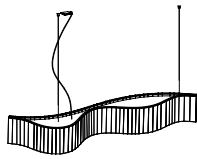
VG04B
49



VV04
50



VV04G
50

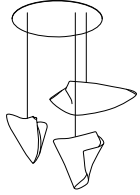


VN04-LD
50



WD04
51

COMPOSITIONS
52 - 58




BA04-3
52




CA04A-3
52



CA04AB-3
53




CA04A-4
53




CA04A-6
53



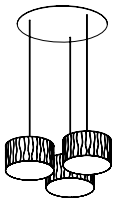
C004-3
54



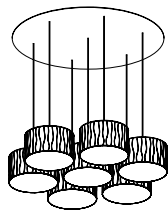
C004-5
54



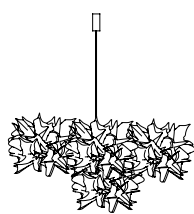
C004-10
54



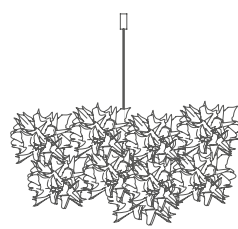
CV04C-3
55



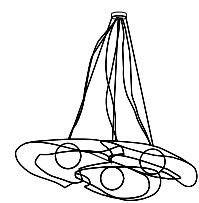
CV04-7
55



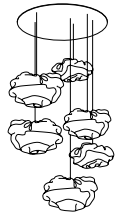
FL04-4
55



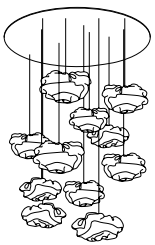
FL04-16
56



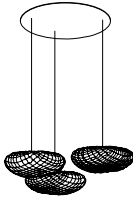
MY04-3
56



NE04-6
56



NE04-11
57



TA04-3
57



TA04-5
57



TA04-10
58



UR04-3
58

WALL & CEILING LAMPS
59 - 69



BA06
59



BL06
60



CR06
60




CV06
61



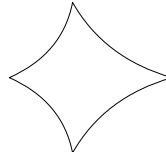
GE06
61



KL06
62




KT06-LD
62



KT06G-LD
63



LI06
63



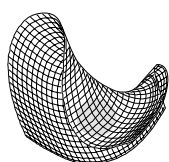
LI06G
63



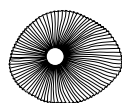
NE06P
65



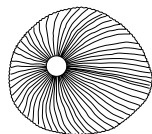
NE06
64




MY06
64



ON06
65-66



ON06G
66



PM06R-LD
66




PM06PR-LD
67



TA06
67



TA06P
68



TA06G
68-69

1 Painted stainless steel mesh

The stainless steel mesh is a cold industrial material that Arturo Álvarez, through manual techniques converted into lamps. The physical characteristics of these materials allows through methods developed by Arturo Álvarez, they can be folded, molded and cut resulting in creative freedom designs. The paint finish adds to this resistant and compact material a greater durability and facilitates its maintenance and cleaning.

Colors & codes: White [BL], beige [BE], grey [G], taupe [T].

NCS Code: White [S 0500-N], beige [S 3020-Y30R], grey [S 2500-N], taupe [S 3005-Y80R].

Collections: Africa, Agasallo, Ballet, Coral, Cors, Gea, Hipatia, Kala, Kite, Luisa, Nevo, Onn, Planum, Tati, Tempo, Ura, Virginia. Clara and Mytilus only available in white.

4 Painted stainless steel thread

The stainless steel thread interlaced and embroidered on itself, creates random, light, seemingly fragile volumes, but durable thanks to the sturdiness that paint finish brings.

Colors & codes: White [B].

Collections: Blum, Pili.

2 Plywood

Available in yellow, white and wenge the plywood is used in a different way. Showing the internal face of this material, we create designs where the light is stained by the laminate of the wood. Its characteristics make maintenance easy and present a long durability.

Colors & codes: White [B], yellow [AM], wengue [WE].

Collections: Shio, Uxi.

5 Galvanized steel mesh

The application of galvanized steel mesh is another example of a different use of the material. The malleability of this material and its hollow light allows it, through painting processes, to become a material with a delicate appearance but of high quality and durability.

Color & code: White [B].

Collection: Fluo.


3 Cellulose cord

The pressed cellulose cord is a pleasant texture material and has a wide range of colors. This medium flammability component is obtained from pressed cellulose and is molded using its own techniques. Due to its physical characteristics it is not recommended to wet the material for cleaning.


Colors & codes: White [42], grey [43], red [46], brown [47], gold yellow [48], medium brown [49], beige [50], green [51], blue [52].

Collection: Caos.




1





2




3



5



4



6 Glass

Our semi-handmade glass presents irregular watermarks that gives personality to this material. This opalescent glass comes in a wide range of bright colors.

Colors & codes: White [02], sand [87], dark amber [89], brown [90], beige [95].

Collections: Curvas, Vento.

9 Birch wood

A material of high durability and easy maintenance. The birch wood is characterized by its light color and low contrast, allowing easy manual processing. The light that escapes between the wooden slats turns this material into a warm and elegant wood.

Collection: Woods.

7 Pressed cellulose

The pressed cellulose, through a suitable refining process, is a highly flexible and moldable material. Resistant and high durable, it comes in a wide range of colors. Due to its physical characteristics it is not recommended to wet the material.

Colors & codes: White [42], grey [43], red [46], brown [47], gold yellow [48], medium brown [49], beige [50], green [51], blue [52].

Collections: Bety Eco, Li

10 Ash wood

Ash wood is polyvalent and especially flexible. Its resistance make it a high quality material that, through manual processes, allows curved and durable finishes.

Collection: Aimei.

8 Beech wood

Beech wood is hard and characteristic for its clear and natural shades. This material is easy to work with and the varnishing makes it a very durable and easy to maintain material.

Collection: Cambo.

11 Polycarbonate

Through plastic injection technology, this material is consistently made and is available in two colors. The personalized shape of each piece allows the realization of luminaires of large dimensions and easy maintenance

Colors & codes: White [B], black [N], terracotta [TE].


Collection: V.

6



white
02

7



white
42



medium brown
49

9



beige
95




grey
43



beige
50

10



sand
87




red
46

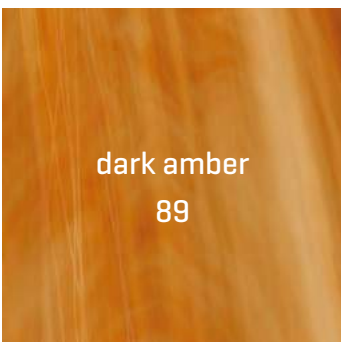


green
51


11



white
B




dark amber
89



brown
47




blue
52



black
N


8



brown
90



gold yellow
48



terracotta
TE

AUTHENTICITY GUARANTEE

All lamps are labelled with an identification code and serial number. This fixture is an exclusive and authentic design of the company arturo alvarez. It is entirely handmade in Spain and passes strict quality controls before its entrance into the market.

All our lamps are totally handmade. The differences found in our luminaires and in the different materials used make them unique. Small differences between lamps are not a defect, it is a value because each one is a unique object. The indicated lampshade dimensions are only approximate, never exact.

Todas las lámparas salen con etiquetas que reflejan la referencia y número de serie. Esta lámpara es un diseño exclusivo y auténtico de la empresa arturo alvarez. Está producida y hecha totalmente a mano en España. Pasa estrictos controles de calidad antes de su salida al mercado.

SYMBOL INDEX | ÍNDICE DE SÍMBOLOS



Awarded by Interior Design Magazine, New York



The luminaires made of painted stainless steel mesh can be chosen by RAL or NCS code (see conditions).



For North America, these items comply with the UL standard for luminaires under the UL file of arturo alvarez



Only for the USA, these items comply with the UL standard for luminaires under the UL file of arturo alvarez



As awarded by the International Interior Design Association (IIDA) and Hospitality Design magazine



According to Americans with Disabilities Act



With ground devices



Double insulation and/or reinforced insulation in every part and without ground devices



As awarded by the Chicago Athenaeum Museum of Architecture and Design



Luminaire to use with tungsten halogen bulbs with own protection shield



The device is not suitable for installation on normally inflammable surface



Available with LED built-in technology



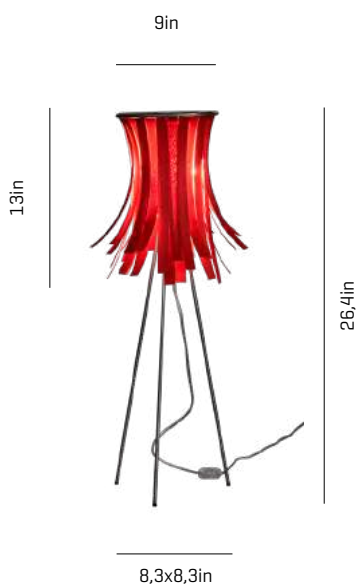
Regulation of luminous flux between 0 and 10V [1-100%] through an analog signal.



Regulation for small installations without adding additional control wiring.

TECHNICAL CATALOGUE

TABLE LAMPS



Bety Eco ref. BEC001

LAMPSHADE
Pressed Cellulose

One color to choose



*picture color: 46

SUPPORT
Stainless steel

CABLE
Transparent

L 78,7in

RECOMMENDED BULBS

120V - 60Hz

E12 LED - Max. 1x7 W

NET WEIGHT

3,3lb



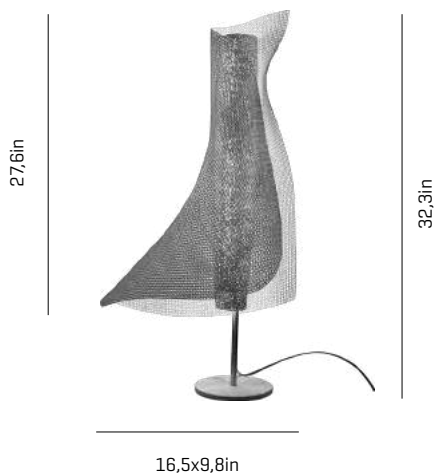
26x12,6x9,1 in

6,6lb



Certifications:





LED

Clara ref. CLO2

LAMPSHADE

Painted stainless steel

SUPPORT

Stainless steel

LIGHT SOURCE BUILT-IN

120-277V - 60Hz

24W 3000K 2527lm built-in
upon request 2700K 2449lm

NET WEIGHT

10,4lb

One color: white



BL

CABLE

Transparent

L 78,7in



17,3x17,3x34,6 in

22lb



Certifications:



Curvas ref. CV01

LAMPSHADE

Glass

SUPPORT

Painted steel
and stainless steel

RECOMMENDED BULBS


120V - 60Hz

E12 LED - Max. 1x7 W

NET WEIGHT

4,2lb


One color to choose



02

87

89



90

95

CABLE

Transparent or black

L 47,2in



17,7x9,4x9,8 in

5,7lb



Certifications:



Nevo ref. NE01

LAMPSHADE

Painted stainless steel

SUPPORT

Painted steel
and stainless steel

RECOMMENDED BULBS


120V - 60Hz

E12 LED - Max. 2x7 W

NET WEIGHT

3,5lb

One color to choose



BL

BE

G

T

CUSTOM
COLOR

CABLE

Transparent or black

L 47,2in



14,2x14,2x12,2 in

5,5lb



Certifications:





Nevo_{ref.} NE02

LAMPSHADE

Painted stainless steel

One color to choose



CUSTOM COLOR

Steel gloss nickel-plated and stainless steel

SUPPORT

Painted steel and stainless steel

CABLE

Transparent or black

L 78,7in

RECOMMENDED BULBS

120V - 60Hz

E12 LED - Max. 2x7 W

NET WEIGHT

4,4lb



23,6x23,6x13 in

8,8lb



Certifications:



Onn_{ref.} ON02

LAMPSHADE

Painted stainless steel

One color to choose



CUSTOM COLOR

Steel gloss nickel-plated and stainless steel

SUPPORT

Painted steel and stainless steel

CABLE

Transparent or black

L 78,7in

RECOMMENDED BULBS

120V - 60Hz

E12 LED - Max. 2x7 W

NET WEIGHT

7,7lb

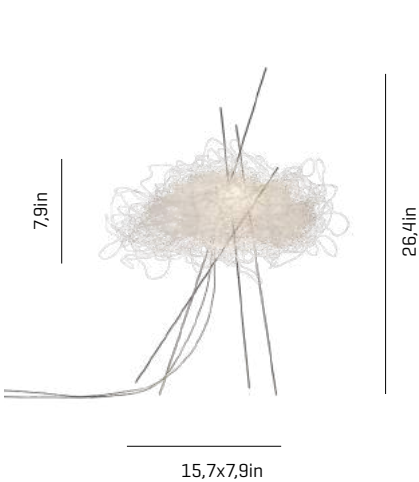


23,6x23,6x13 in

9,9lb



Certifications:



LED Pili_{ref.} PL01

LAMPSHADE

Painted stainless steel thread

Color: white



SUPPORT

Stainless steel

Dimmable

CABLE

Transparent

L 78,7in

LIGHT SOURCE BUILT-IN

120V - 60Hz

2,1W 2700K 240lm built-in

NET WEIGHT

1,1lb



23,6x23,6x8,3 in

5,7lb



Certifications:





Shio ref. SH02

LAMP SHADE

Plywood

Painted steel

One color to choose



Top and bottom diffuser

CABLE

Transparent or black

L 78,7in

RECOMMENDED BULBS

120V - 60Hz

2GX13 - Max. 1x22 W

NET WEIGHT

6,6lb



18,5x18,5x24,8 in

11lb



Certifications:



Tati ref. TA02

LAMP SHADE

Painted stainless steel

One color to choose



CUSTOM COLOR

Steel gloss nickel-plated and stainless steel

SUPPORT

Stainless steel

CABLE

Transparent or black

L 78,7in

RECOMMENDED BULBS

120V - 60Hz

E12 LED - Max. 2x7 W

NET WEIGHT

3,5lb



23,6x23,6x13 in

8,8lb



Certifications:



Ura ref. UR01

LAMP SHADE

Painted stainless steel

One color to choose



CUSTOM COLOR

SUPPORT

Stainless steel

CABLE

Transparent or black

L 47,2in

RECOMMENDED BULBS

120V - 60Hz

E26 LED - Max. 1x12 W

NET WEIGHT

2,2lb



26x12,6x9,1 in

3,9lb



Certifications:



FLOOR LAMPS



56,3in

86,6in


Africa ref. AF03

LAMPSHADE

Painted stainless steel

RECOMMENDED BULBS

120V - 60Hz

 E26 LED - Max. 3x12 W

NET WEIGHT

132,7lb

One color to choose



BL BE G T

CUSTOM
COLOR

SUPPORT

Stainless steel
and painted steel

CABLE

Transparent or black
L 98,4in



60,6x60,2x94,5 in

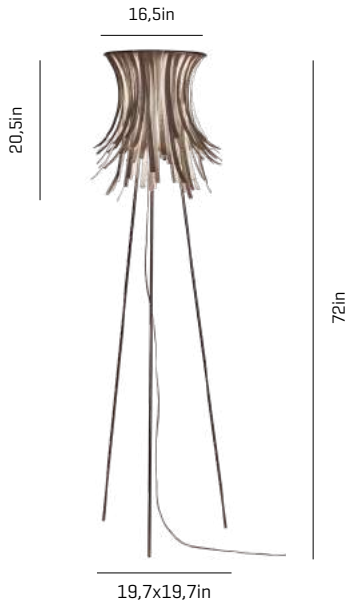
600lb



Certifications:



Transport not included,
price upon request.



Bety Eco ref. BEC003

LAMPSHADE
Pressed Cellulose

SUPPORT
Stainless steel

RECOMMENDED BULBS

NET WEIGHT

One color to choose



*picture color: 43

CABLE
Transparent or black

L 98,4in

120V - 60Hz

E26 LED - Max. 1x12 W

12,1lb




70,9x4,3x4,3 in
18,5x18,5x24,8 in

17,6lb



Certifications:



LED Clara ref. CLO3

LAMPSHADE
Painted stainless steel

SUPPORT
Stainless steel

LIGHT SOURCE BUILT-IN

NET WEIGHT

One color: white



CABLE
Transparent

L 98,4in

120-277V - 60Hz

35W 3000K 3474lm built-in
upon request 2700K 3367lm

22lb



65x15,7x13,8 in
33,1lb



Certifications:




Curvas ref. CVO3G

LAMPSHADE
Glass
One color to choose

SUPPORT
Painted steel and stainless steel

RECOMMENDED BULBS

NET WEIGHT



Top diffuser included

Dimmable

CABLE
Transparent or black

L 98,4in

ONLY DIMMABLE LED BULBS

120V - 60Hz

E26 LED - Max. 4x12 W

25,6lb



72,8x17,7x9,8 in
23,6x31,5x17,7 in

33,1lb



Certifications:





Gea ref. GEO3

LAMPSHADE

Painted stainless steel

One color to choose



BL BE G T

CUSTOM
COLOR



SUPPORT

Painted steel and stainless steel

Dimmable

CABLE


Transparent or black

L 137,8in

RECOMMENDED BULBS

 ONLY DIMMABLE LED BULBS

120V - 60Hz

 E26 LED - Max. 5x12 W

NET WEIGHT

32lb



74,4x17,3x10,6 in

41,9lb



Certifications:



7,1x9,4in

70,9in




Shio ref. SH03

LAMPSHADE

Plywood

Painted steel

One color to choose



B WE AM

Top and bottom diffuser


CABLE

Transparent or black

L 157,5in

RECOMMENDED BULBS

120V - 60Hz

 2GX13 - Max. 1x55 W

NET WEIGHT

21,2lb



61,4x3,9x3,9 in

23,6x23,6x8,7 in

26,2lb



Certifications:



55,1in

Ura ref. UR03

LAMPSHADE

Painted stainless steel

One color to choose



BL BE G T

CUSTOM
COLOR

SUPPORT

Stainless steel

Dimmable

CABLE

Transparent or black

L 137,8in

RECOMMENDED BULBS

 ONLY DIMMABLE LED BULBS

120V - 60Hz

 E26 LED - Max. 3x12 W

NET WEIGHT

16,8lb

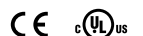


43,3x16,5x16,5 in

27,6lb



Certifications:





Virginia_{ref.} VG03A

LAMPSHADE
Painted stainless steel

SUPPORT
Stainless steel

RECOMMENDED BULBS

NET WEIGHT

120V - 60Hz

23,1lb

E26 LED - Max. 1x12 W

One color to choose



CABLE
Transparent

L 98,4in



61x4,3x4,3 in
17,3x17,3x19,7 in

26,5lb

CUSTOM
COLOR



Certifications:



Virginia_{ref.} VG03B

LAMPSHADE
Painted stainless steel

SUPPORT
Stainless steel

RECOMMENDED BULBS

NET WEIGHT

120V - 60Hz

22lb

E26 LED - Max. 1x12 W

One color to choose



CABLE
Transparent

L 98,4in



61x4,3x4,3 in
16,1x16,15,7 in

25,3lb

CUSTOM
COLOR



Certifications:



V_{ref.} VV03

LAMPSHADE
Polycarbonate

SUPPORT
Painted steel

RECOMMENDED BULBS

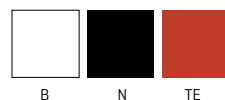
NET WEIGHT

120V - 60Hz

26,5lb

E26 LED - Max. 1x8 W

One color to choose



CABLE
Transparent or black

L 157,54in



64,2x16,5x4,3 in

33x33x15 in

41,4lb

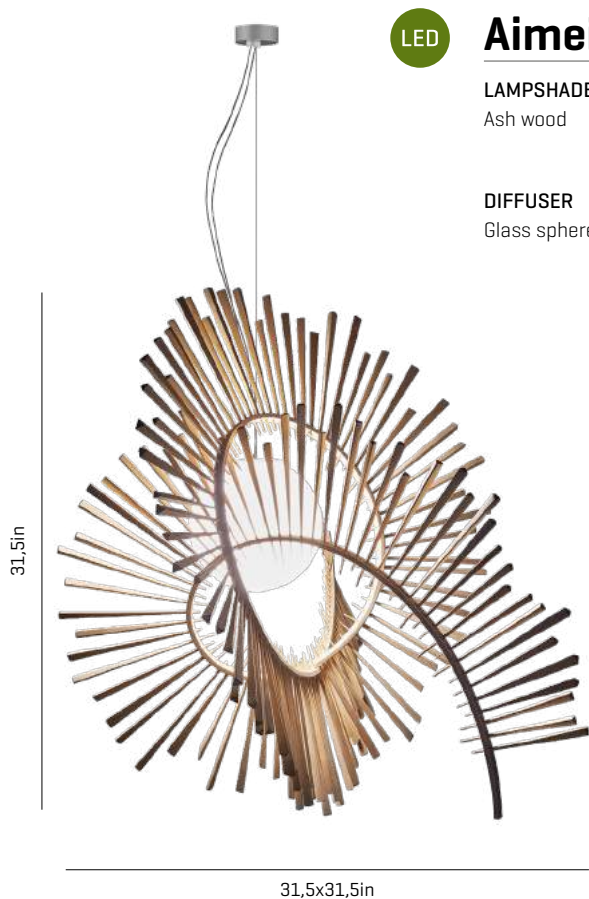
Glass diffuser



Certifications:



PENDANT LAMPS



LED **Aimei** ref. **A104**

LAMPSHADE
Ash wood

DIFFUSER
Glass sphere

CANOPY
Steel gloss nickel-plated

120V: Ø14,2cm | 5,6in

CABLE
Transparent

Standard: 78,7in

Custom length

LIGHT SOURCE BUILT-IN

120V - 60Hz

⊗ 8W 3000K 1067lm built-in
upon request 2700K 960lm

Dimming system PHASE CONTROL

NET WEIGHT

21lb



37,4x37,4x34,6 in

86lb



Certifications:





Agasallo ref. AG104

LAMPSHADE

Painted stainless steel

One color to choose



CUSTOM
COLOR

Stainless steel painted in
matt black

CANOPY

Steel painted in matt
black

120V: Ø12cm | 4,7in

CABLE

Black

Standard: 78,7in

Custom length

RECOMMENDED BULBS

120V - 60Hz

E26 LED - Max. 1x12 W

NET WEIGHT

1,5lb



18,1x9,4x9,8 in

2,6lb



Certifications:



Agasallo ref. AG204

LAMPSHADE

Painted stainless steel

One color to choose



CUSTOM
COLOR

Stainless steel painted in
matt black

CANOPY

Steel painted in matt
black

120V: Ø12cm | 4,7in

CABLE

Black

Standard: 78,7in

Custom length

RECOMMENDED BULBS

120V - 60Hz

E26 LED - Max. 1x12 W

NET WEIGHT

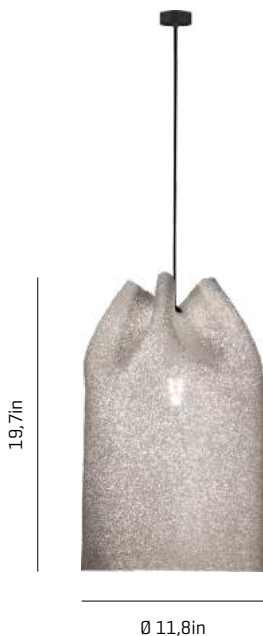
2,2lb



17,3x17,3x15,7 in
5,7lb



Certifications:



Agasallo ref. AG304

LAMPSHADE

Painted stainless steel

One color to choose



CUSTOM
COLOR

Stainless steel painted in
matt black

CANOPY

Steel painted in matt
black

120V: Ø12cm | 4,7in

CABLE

Black

Standard: 78,7in

Custom length

RECOMMENDED BULBS

120V - 60Hz

E26 LED - Max. 1x12 W

NET WEIGHT

2,9lb

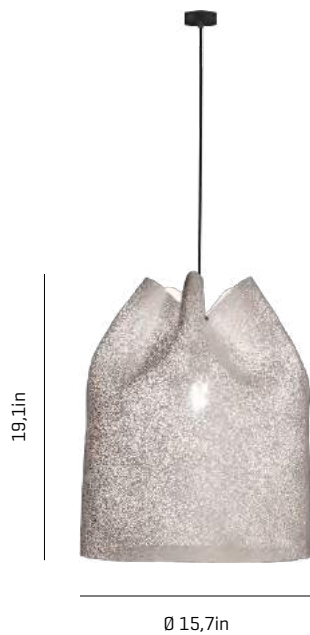


47x47x63 cm
18,5x18,5x24,8 in
3,4kg | 7,5lb



Certifications:





Agasallo ref. AG404

LAMPSHADE

Painted stainless steel

One color to choose



CUSTOM COLOR

Stainless steel painted in matt black

CANOPY

Steel painted in matt black

120V: Ø12cm | 4,7in

CABLE

Black

Standard: 78,7in

Custom length

RECOMMENDED BULBS

120V - 60Hz

E26 LED - Max. 1x12 W

NET WEIGHT

3,3lb



20x20x20,9 in
8,2lb



Certifications:



Ballet Plié ref. BAPI04

LAMPSHADE

Painted stainless steel

One color to choose



CUSTOM COLOR

Stainless steel

CANOPY

Steel gloss nickel-plated

120V: Ø12cm | 4,7in

CABLE

Transparent or black

Standard: 78,7in

Custom length

RECOMMENDED BULBS

120V - 60Hz

E26 LED - Max. 1x12 W

NET WEIGHT

2,6lb



23,6x23,6x13 in
7,2lb



Certifications:



LED

Ballet Plié ref. BAPI04-LD

LED / DIMMABLE

LAMPSHADE

Painted stainless steel

One color to choose



CUSTOM COLOR

Stainless steel

Inside diffuser

CANOPY FLORÓN

Steel gloss nickel-plated
Acero niquel-satinado

230V: Ø14,2cm | 5,6in

120V: Ø14,2cm | 5,6in

CABLE

Transparent or black

Standard: 78,7in

Custom length

LIGHT SOURCE BUILT-IN

100-277V - 60Hz

18,1W 3000K 1776lm built-in

upon request 2700K 1645lm

Dimming system 0-10 V

upon request PHASE CONTROL (only 120V)

NET WEIGHT

4,6lb



23,6x23,6x13 in
9,7lb



Certifications:



Ballet Relevé ref. BARE04



LAMPSHADE
Painted stainless steel

One color to choose



CUSTOM
COLOR

Stainless steel

CANOPY
Steel gloss nickel-plated

120V: Ø12cm | 4,7in

CABLE
Transparent or black

Standard: 78,7in
Custom length

RECOMMENDED BULBS

120V - 60Hz

E26 LED - Max. 1x12 W

NET WEIGHT

2,2lb



17,3x17,3x15,7 in

4,6lb



Certifications:



Ballet Relevé ref. BARE04-LD LED / DIMMABLE



LAMPSHADE
Painted stainless steel

One color to choose



CUSTOM
COLOR

Stainless steel

Bottom diffuser

CANOPY
Steel gloss nickel-plated

120V: Ø14,2cm | 5,6in

CABLE
Transparent or black

Standard: 78,7in
Custom length

LIGHT SOURCE BUILT-IN

100-277V - 60Hz

18,1W 3000K 1776lm built-in
upon request 2700K 1645lm

Dimming system 0-10 V
upon request PHASE CONTROL (only 120V)

NET WEIGHT

3,7lb



17,3x17,3x15,7 in

2,8kg | 6,3lb



Certifications:



Ballet Elancé ref. BALA04



LAMPSHADE
Painted stainless steel

One color to choose



CUSTOM
COLOR

Stainless steel

CANOPY
Steel gloss nickel-plated

120V: Ø12cm | 4,7in

CABLE
Transparent or black

Standard: 78,7in
Custom length

RECOMMENDED BULBS

120V - 60Hz

E26 LED - Max. 1x12 W

NET WEIGHT

2,4lb



17,3x17,3x15,7 in

5,3lb



Certifications:





Ballet Elancé ref. BALA04-LD LED / DIMMABLE

LAMPSHADE	CANOPY	LIGHT SOURCE BUILT-IN	NET WEIGHT
Painted stainless steel	Steel gloss nickel-plated	100-277V - 60Hz	4,2lb
One color to choose	120V: Ø14,2cm 5,6in	18,1W 3000K 1776lm built-in upon request 2700K 1645lm Dimming system 0-10 V upon request PHASE CONTROL (only 120V)	 17,3x17,3x15,7 in
 CUSTOM COLOR Stainless steel Inside diffuser	CABLE Transparent or black Standard: 78,7in Custom length	 Certifications:	7lb



Bety Eco ref. BEC004


LAMPSHADE	CANOPY	RECOMMENDED BULBS	NET WEIGHT
Pressed Cellulose	Steel gloss nickel-plated	120V - 60Hz	4,6lb
One color to choose	120V: Ø12cm 4,7in	E26 LED - Max. 1x12 W	 18,5x18,5x24,8 in
 *picture color: 42	CABLE Transparent or black Standard: 78,7in Custom length	 Certifications:	6,6lb



Bety Eco ref. BEC004-LD LED / DIMMABLE



LAMPSHADE	CANOPY	LIGHT SOURCE BUILT-IN	NET WEIGHT
Pressed Cellulose	Steel gloss nickel-plated	100-277V - 60Hz	5,5lb
One color to choose	120V: Ø14,2cm 5,6in	18,1W 3000K 1776lm built-in upon request 2700K 1645lm Dimming system 0-10 V upon request PHASE CONTROL (only 120V)	 18,5x18,5x24,8 in
 *picture color: 42	CABLE Transparent or black Standard: 78,7in Custom length	 Certifications:	8,8lb

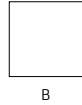


Blum ref. BLO4

LAMPSHADE

Painted stainless steel thread

One color : white



CANOPY

Steel gloss nickel-plated

120V: Ø12cm | 4,7in

CABLE

Transparent or black

Standard: 78,7in
Custom length

RECOMMENDED BULBS

120V - 60Hz

E26 LED - Max. 1x12 W

NET WEIGHT

2,9lb



17,3x17,3x15,7 in

5,1lb



Certifications:




Cambo ref. CM104

LAMPSHADE

Painted stainless steel

One color to choose



Beech wood
Painted aluminum
Built-in diffuser

CANOPY

Steel painted in matt black

120V: Ø6cm | 2,4in

CABLE

Black

Length/largo customizable
120V: 200cm | 78,7in

LIGHT SOURCE BUILT IN

120V - 60Hz

7W 2700K 850lm built-in

Dimming system: PHASE CONTROL & 0-10V

NET WEIGHT

2,2lb

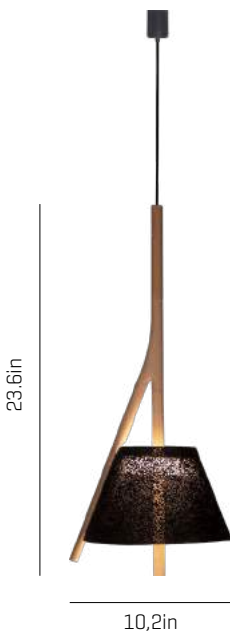


12,2x12,6x28,7 in

4,2lb



Certifications:




Cambo ref. CM104G

LAMPSHADE

Painted stainless steel

One color to choose



Beech wood
Painted aluminum
Built-in diffuser

CANOPY

Steel painted in matt black

120V: Ø6cm | 2,4in

CABLE

Black

Length/largo customizable
120V: 200cm | 78,7in

LIGHT SOURCE BUILT IN

120V - 60Hz

7W 2700K 850lm built-in

Dimming system: PHASE CONTROL & 0-10V

NET WEIGHT

2,2lb



12,2x12,6x28,7 in

4,2lb



Certifications:






Cambo ref. CM204

LAMPSHADE
Painted stainless steel

One color to choose



Beech wood
Painted aluminum
Built-in diffuser

CANOPY
Steel painted in matt black

120V: 06cm | 2,4in

CABLE
Black

Length/largo customizable
120V: 200cm | 78,7in

LIGHT SOURCE BUILT IN

120V - 60Hz

7W 2700K 850lm built-in

Dimming system: PHASE CONTROL & 0-10V

NET WEIGHT

2,2lb



12,2x12,6x28,7 in

4,2lb




Certifications:



Cambo ref. CM204G

LAMPSHADE
Painted stainless steel

One color to choose



Beech wood
Painted aluminum
Built-in diffuser

CANOPY
Steel painted in matt black

120V: 06cm | 2,4in

CABLE
Black

Length/largo customizable
120V: 200cm | 78,7in

LIGHT SOURCE BUILT IN

120V - 60Hz

7W 2700K 850lm built-in

Dimming system: PHASE CONTROL & 0-10V

NET WEIGHT

2,2lb



12,2x12,6x28,7 in

4,2lb



Certifications:



Caos ref. CA04A

LAMPSHADE
Cord

One color to choose



Stainless steel

CANOPY
Steel gloss nickel-plated

120V: 012cm | 4,7in

CABLE
Transparent or black

Standard: 78,7in
Custom length

RECOMMENDED BULBS

120V - 60Hz

E26 LED - Max. 1x12 W

NET WEIGHT

2,4lb



17,3x17,3x15,7 in

3,3lb



Certifications:





Caos ref. CA04A-LD

LED / DIMMABLE

LAMPSHADE

Cord

One color to choose



Stainless steel

Bottom diffuser

CANOPY

Steel gloss nickel-plated

120V: Ø14,2cm | 5,6in

CABLE

Transparent or black

Standard: 78,7in
Custom length

LIGHT SOURCE BUILT-IN

100-277V - 60Hz

● 18,1W 3000K 1776lm built-in
upon request 2700K 1645lm

Dimming system 0-10 V
upon request PHASE CONTROL (only 120V)

NET WEIGHT

4lb



17,3x17,3x15,7 in

4,6lb



Certifications:



Caos ref. CA04B

LAMPSHADE

Cord

One color to choose



Stainless steel

CANOPY

Steel gloss nickel-plated

120V: Ø12cm | 4,7in

CABLE

Transparent or black

Standard: 78,7in
Custom length

RECOMMENDED BULBS

120V - 60Hz

● E26 LED - Max. 1x12 W

NET WEIGHT

2,4lb



14,2x14,2x11,8 in

3,3lb



Certifications:



Caos ref. CA04B-LD

LED / DIMMABLE

LAMPSHADE

Cord

One color to choose



Stainless steel

Bottom diffuser

CANOPY

Steel gloss nickel-plated

120V: Ø14,2cm | 5,6in

CABLE

Transparent or black

Standard: 78,7in
Custom length

LIGHT SOURCE BUILT-IN

100-277V - 60Hz

● 18,1W 3000K 1776lm built-in
upon request 2700K 1645lm

Dimming system 0-10 V
upon request PHASE CONTROL (only 120V)

NET WEIGHT

3,7lb



14,2x14,2x11,8 in

4,6lb



Certifications:



Caos ref. CA04AG



LAMPSHADE

Cord

One color to choose



Stainless steel

CANOPY

Steel gloss nickel-plated

120V: Ø12cm | 4,7in

CABLE

Transparent or black

Standard: 78,7in
Custom length

Energy efficiency: A++ to E
Eficiencia energética: A++ a E

RECOMMENDED BULBS

120V - 60Hz

E26 LED - Max. 1x12 W

NET WEIGHT

3,7lb



20x20x20,9 in

8,6lb



Certifications:



Caos ref. CA04AG-LD

LED / DIMMABLE



LAMPSHADE

Cord

One color to choose



Stainless steel

CANOPY

Steel gloss nickel-plated

120V: Ø14,2cm | 5,6in

CABLE

Transparent or black

Standard: 78,7in
Custom length

Bottom diffuser

LIGHT SOURCE BUILT-IN

100-277V - 60Hz

18,1W 3000K 1776lm built-in
upon request 2700K 1645lm

Dimming system 0-10 V
upon request PHASE CONTROL (only 120V)

NET WEIGHT

5,1lb



20x20x20,9 in

8,8lb



Certifications:



Coral Cay ref. COCY04



LAMPSHADE

Painted stainless steel

One color to choose



Stainless steel

CANOPY

Steel gloss nickel-plated

120V: Ø12cm | 4,7in

CABLE

Transparent or black

Standard: 78,7in
Custom length

RECOMMENDED BULBS

120V - 60Hz

E26 LED - Max. 1x12 W

NET WEIGHT

2,4lb



14,2x14,2x11,8 in

3,4lb



Certifications:





LED

Coral Cay ref. COCY04-LD

LED / DIMMABLE

LAMPSHADE	CANOPY	LIGHT SOURCE BUILT-IN	NET WEIGHT
Painted stainless steel	Steel gloss nickel-plated	100-277V - 60Hz	2,9lb
One color to choose	120V: Ø14,2cm 5,6in	18,1W 3000K 1776lm built-in upon request 2700K 1645lm	14,2x14,2x11,8 in 4,1lb
 CUSTOM COLOR	CABLE Transparent or black Standard: 78,7in Custom length	Dimming system 0-10 V upon request PHASE CONTROL (only 120V)	 Certifications:
Stainless steel			
Bottom diffuser			



Coral Galaxea ref. COGA04

RECOMMENDED BULBS

LAMPSHADE	CANOPY	RECOMMENDED BULBS	NET WEIGHT
Painted stainless steel	Steel gloss nickel-plated	120V - 60Hz	2,6lb
One color to choose	120V: Ø12cm 4,7in	E26 LED - Max. 1x12 W	14,2x14,2x11,8 in 3,7lb
 CUSTOM COLOR	CABLE Transparent or black Standard: 78,7in Custom length		 Certifications:
Stainless steel			



LED

Coral Galaxea ref. COGA04-LD

LED / DIMMABLE

LAMPSHADE	CANOPY	LIGHT SOURCE BUILT-IN	NET WEIGHT
Painted stainless steel	Steel gloss nickel-plated	100-277V - 60Hz	4,2lb
One color to choose	120V: Ø14,2cm 5,6in	18,1W 3000K 1776lm built-in upon request 2700K 1645lm	14,2x14,2x11,8 in 5,9lb
 CUSTOM COLOR	CABLE Transparent or black Standard: 78,7in Custom length	Dimming system 0-10 V upon request PHASE CONTROL (only 120V)	 Certifications:
Stainless steel			
Bottom diffuser			



Coral Reef ref. CORE04

LAMPSHADE
Painted stainless steel

CANOPY
Steel gloss nickel-plated

RECOMMENDED BULBS

NET WEIGHT

One color to choose

120V: Ø12cm | 4,7in

120V - 60Hz

3,5lb

E26 LED - Max. 1x12 W



CABLE
Transparent or black



26x12,6x9,1

CUSTOM
COLOR

Standard: 78,7in
Custom length

4,8lb



Stainless steel

Certifications:



LED

Coral Reef ref. CORE04-LD LED / DIMMABLE

LAMPSHADE
Painted stainless steel

CANOPY
Steel gloss nickel-plated

LIGHT SOURCE BUILT-IN

NET WEIGHT

One color to choose

120V: Ø14,2cm | 5,6in

100-277V - 60Hz

5,3lb

18,1W 3000K 1776lm built-in
upon request 2700K 1645lm



CABLE
Transparent or black



26x12,6x9,1 in

CUSTOM
COLOR

Standard: 78,7in
Custom length

Dimming system 0-10 V
upon request PHASE CONTROL (only 120V)

6,4lb



Stainless steel

Certifications:



Bottom diffuser



Coral Sea ref. COSE04

LAMPSHADE
Painted stainless steel

CANOPY
Steel gloss nickel-plated

RECOMMENDED BULBS

NET WEIGHT

One color to choose

120V: Ø12cm | 4,7in

120V - 60Hz

3,1lb

E26 LED - Max. 1x12 W



CABLE
Transparent or black



14,2x14,2x11,8 in

CUSTOM
COLOR

Standard: 78,7in
Custom length

4,4lb



Stainless steel

Certifications:





Coral Sea ref. COSE04-LD

LED / DIMMABLE

LAMPSHADE

Painted stainless steel

CANOPY

Steel gloss nickel-plated

LIGHT SOURCE BUILT-IN

100-277V - 60Hz

18,1W 3000K 1776lm built-in
upon request 2700K 1645lm

Dimming system 0-10 V
upon request PHASE CONTROL (only 120V)

NET WEIGHT

4,2lb

One color to choose



CUSTOM COLOR

CABLE

Transparent or black

Standard: 78,7in
Custom length



17,3x17,3x15,7 in

5,5lb



Certifications:



Stainless steel

Bottom diffuser

Coral Seaurchin ref. COAU04



LAMPSHADE

Painted stainless steel

CANOPY

Steel gloss nickel-plated

RECOMMENDED BULBS

120V - 60Hz

E26 LED - Max. 1x12 W

NET WEIGHT

3,7lb

One color to choose

120V: 12cm | 4,7in



CUSTOM COLOR

CABLE

Transparent or black

Standard: 78,7in
Custom length



17,3x17,3x15,7 in

6,4lb



Certifications:



Stainless steel



Coral Seaurchin ref. COAU04-LD LED / DIMMABLE



LAMPSHADE

Painted stainless steel

CANOPY

Steel gloss nickel-plated

LIGHT SOURCE BUILT-IN

100-277V - 60Hz

18,1W 3000K 1776lm built-in
upon request 2700K 1645lm

Dimming system 0-10 V
upon request PHASE CONTROL (only 120V)

NET WEIGHT

5,3lb

One color to choose

120V: 14,2cm | 5,6in



CUSTOM COLOR

CABLE

Transparent or black

Standard: 78,7in
Custom length



17,3x17,3x15,7 in

6,9lb



Certifications:



Stainless steel

Bottom diffuser

Coral Seaurchin ref. COAU04G



LAMPSHADE
Painted stainless steel

CANOPY
Steel gloss nickel-plated

RECOMMENDED BULBS

NET WEIGHT

One color to choose

120V: Ø12cm | 4,7in

120V - 60Hz

9,9lb



E26 LED - Max. 4x12 W



28x28x16,5 in

CABLE
Transparent or black

15,9lb

CUSTOM
COLOR

Standard: 78,7in
Custom length



Stainless steel

Certifications:



LED

Coral Seaurchin ref. COAU04G-LD LED / DIMMABLE



LAMPSHADE
Painted stainless steel

CANOPY
Steel gloss nickel-plated

LIGHT SOURCE BUILT-IN

NET WEIGHT

One color to choose

120V: Ø14,2cm | 5,6in

120V - 60Hz

9,9lb



36,7W 3000K 4086lm built-in
upon request 2700K 3938lm
Dimming system 0-10 V



28x28x16,5 in

CABLE
Transparent or black

17,6lb

CUSTOM
COLOR

Standard: 78,7in
Custom length




Stainless steel

Certifications:



Bottom diffuser

Curvas ref. CV04-1



LAMPSHADE
Glass

CANOPY
Steel gloss nickel-plated

RECOMMENDED BULBS


NET WEIGHT

One color to choose

120V: Ø12cm | 4,7in

120V - 60Hz

1,5lb



E12 LED - Max. 1x7 W



8,3x8,3x8,7 in

CABLE
Transparent or black

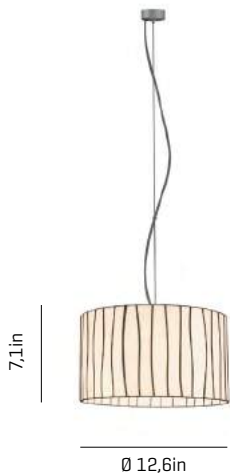
3,7lb

Standard: 78,7in
Custom length



Certifications:






Curvas ref. CVO4

LAMPSHADE

Glass

One color to choose



Bottom diffuser

CANOPY

Steel gloss nickel-plated

120V: Ø12cm | 4,7in

CABLE

Transparent or black

Standard: 78,7in
Custom length

RECOMMENDED BULBS

120V - 60Hz

E26 LED - Max. 1x8 W

NET WEIGHT

4,6lb



17,3x17,3x15,7 in

9,7lb



Certifications:




Curvas ref. CVO4G

LAMPSHADE

Glass

One color to choose



Top and bottom diffuser

CANOPY

Steel gloss nickel-plated

120V: Ø12cm | 4,7in

CABLE

Transparent or black

Standard: 78,7in
Custom length

RECOMMENDED BULBS

120V - 60Hz

E26 LED - Max. 4x12 W

NET WEIGHT

12,3lb



23,6x31,5x17,7 in

27,3lb



Certifications:

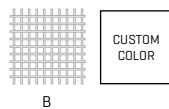


Fluo ref. FL04

LAMPSHADE

Galvanized painted steel

One color: white



CANOPY

Steel gloss nickel-plated and Stainless steel

120V: Ø12cm | 4,7in

CABLE

Transparent or black

Standard: 78,7in
Custom length

RECOMMENDED BULBS

120V - 60Hz

E26 LED - Max. 1x12 W

NET WEIGHT

7,3lb



32,3x30,3x29,5 in

21,6lb



Certifications:





Gea ref. GEO4

LAMPSHADE

Painted stainless steel

One color to choose



CUSTOM COLOR

CANOPY

Steel gloss nickel-plated

120V: Ø12cm | 4,7in

CABLE

Transparent or black

Standard: 78,7in
Custom length

RECOMMENDED BULBS

120V - 60Hz

E26 LED - Max. 1x12 W

NET WEIGHT

2,4lb



26x12,6x9,1 in

4,4lb



Certifications:



Gea ref. GEO4-LD

LAMPSHADE

Painted stainless steel

One color to choose



CUSTOM COLOR

Bottom diffuser

CANOPY

Steel gloss nickel-plated

120V: Ø14,2cm | 5,6in

CABLE

Transparent or black

Standard: 78,7in
Custom length

LED / DIMMABLE

LIGHT SOURCE BUILT-IN

100-277V - 60Hz

18,1W 3000K 1776lm built-in
upon request 2700K 1645lm

Dimming system 0-10 V
upon request PHASE CONTROL (only 120V)

NET WEIGHT

4,2lb



26x12,6x9,1 in

5,8lb



Certifications:



Inn ref. IN04

LAMPSHADE

Painted stainless steel

One color to choose



CUSTOM COLOR

Steel painted in black

CANOPY

Steel painted in matt black

120V: Ø12cm | 4,7in

CABLE

Black

Length/largo customizable
120V: 200cm | 78,7in

RECOMMENDED BULBS

120V - 60Hz

E26 LED - Max. 1x12 W

NET WEIGHT

2,6lb



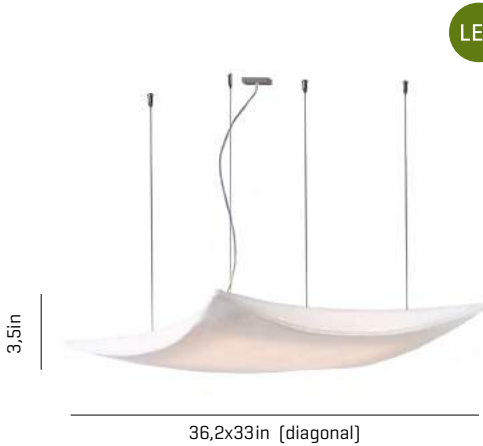
17,3x17,3x15,7 in

6,2lb



Certifications:





LED

Kite ref. KT04-LD

LED / DIMMABLE

LAMPSHADE
Painted stainless steel

CANOPY
Stainless steel

LIGHT SOURCE BUILT-IN

NET WEIGHT

One color to choose

120V: 13x11cm | 5,1x4,3in

100-277V - 60Hz

13,2lb



24W 3000K 2527lm built-in
upon request 2700K 2449lm



28x28x5,9 in

CUSTOM
COLOR

CABLE
Transparent

Dimming system 0-10 V
upon request PHASE CONTROL (only 120V)


19,8lb

Standard: 78,7in
Custom length



Painted steel

Certifications:



Lea ref. LA04

LAMPSHADE
Painted stainless steel

CANOPY
Steel gloss nickel-plated

RECOMMENDED BULBS

NET WEIGHT

One color to choose

120V: Ø12cm | 4,7in

120V - 60Hz

2,2lb



E26 LED - Max. 1x12 W



14,2x14,2x12,2 in

Stainless steel

CABLE
Transparent or black

4,2lb

Length/largo customizable
120V: 200cm | 78,7in



Certifications:



Lea ref. LA04-LD

LAMPSHADE
Painted stainless steel

CANOPY
Steel gloss nickel-plated

LIGHT SOURCE BUILT-IN

NET WEIGHT

One color to choose

120V: Ø14,2cm | 5,6in

100-277V - 60Hz

3,3lb



18,1W 2700K 1645lm built-in



14,2x14,2x12,2 in

Stainless steel

CABLE
Transparent or black

5,3lb

Length/largo customizable
120V: 200cm | 78,7in



Certifications:



Luisa ref. LS04



LAMPSHADE

Painted stainless steel

One color to choose



CUSTOM
COLOR

Stainless steel

CANOPY

Steel gloss nickel-plated

120V: Ø12cm | 4,7in

CABLE

Transparent

Standard: 78,7in
Custom length

RECOMMENDED BULBS

120V - 60Hz

E26 LED - Max. 1x12 W

NET WEIGHT

3,5lb



17,3x17,3x15,7 in

6,6lb



Certifications:



LED

Luisa ref. LS04-LD



LAMPSHADE

Painted stainless steel

One color to choose



CUSTOM
COLOR

Stainless steel

Bottom diffuser

CANOPY

Steel gloss nickel-plated

120V: Ø14,2cm | 5,6in

CABLE

Transparent

Standard: 78,7in
Custom length

LED / DIMMABLE

LIGHT SOURCE BUILT-IN

100-277V - 60Hz

18,1W 3000K 1776lm built-in
upon request 2700K 1645lm

Dimming system 0-10 V
upon request PHASE CONTROL (only 120V)

NET WEIGHT

5,3lb



17,3x17,3x15,7 in

7,1lb



Certifications:



Luisa ref. LS04G



LAMPSHADE

Painted stainless steel

One color to choose



CUSTOM
COLOR

Stainless steel

CANOPY

Steel gloss nickel-plated

120V: Ø12cm | 4,7in

CABLE

Transparent

Standard: 78,7in
Custom length

RECOMMENDED BULBS

120V - 60Hz

E26 LED - Max. 1x12 W

NET WEIGHT

6lb



20x20x20,9 in

9lb



Certifications:





Luisa ref. LSO4G-LD

LAMPSHADE

Painted stainless steel

One color to choose



Stainless steel

Bottom diffuser

CANOPY

Steel gloss nickel-plated

120V: Ø14,2cm | 5,6in

CABLE

Transparent

Standard: 78,7in
Custom length

LED / DIMMABLE

LIGHT SOURCE BUILT-IN

100-277V - 60Hz

18,1W 3000K 1776lm built-in
upon request 2700K 1645lm

Dimming system 0-10 V
upon request PHASE CONTROL (only 120V)

NET WEIGHT

7,3lb



20x20x20,9 in

10,1lb



Certifications:



Mytilus ref. MY04

LAMPSHADE

Painted stainless steel

One color: white



DIFFUSER

Glass sphere

CANOPY

Steel painted in white

120V: Ø14,2cm | 5,6in

CABLE

Transparent

Standard: 78,7in
Custom length

LED / DIMMABLE

LIGHT SOURCE BUILT-IN

120V - 60Hz

8W 3000K 1067lm built-in
upon request 2700K 960lm

Dimming system PHASE CONTROL

NET WEIGHT

6,6lb



23,6x23,6x8,7 in

12,1lb



Certifications:



Mytilus ref. MY04G

LAMPSHADE

Painted stainless steel

One color: white



DIFFUSER

Glass sphere

CANOPY

Steel painted in white

120V: Ø14,2cm | 5,6in

CABLE

Transparent

Standard: 78,7in
Custom length

LED / DIMMABLE

LIGHT SOURCE BUILT-IN

120V - 60Hz

8W 3000K 1067lm built-in
upon request 2700K 960lm

Dimming system PHASE CONTROL

NET WEIGHT

14,3lb



32,3x38,2x11,8 in

16,7lb



Certifications:



*approximate measurements



Nevo ref. NE04-1

LAMPSHADE

Painted stainless steel

One color to choose



CUSTOM
COLOR

Steel gloss nickel-plated
and Stainless steel

CANOPY

Steel gloss nickel-plated

120V: Ø12cm | 4,7in

CABLE

Transparent

Standard: 78,7in
Custom length

RECOMMENDED BULBS

120V - 60Hz

E12 LED - Max. 2x7 W

NET WEIGHT

2,6lb



14,2x14,2x12,2 in

5lb



Certifications:



Nevo ref. NE04-1-LD

LAMPSHADE

Painted stainless steel

One color to choose



CUSTOM
COLOR

Stainless steel

Inside diffuser

CANOPY

Steel gloss nickel-plated

120V: Ø14,2cm | 5,6in

CABLE

Transparent

Standard: 78,7in
Custom length

LED / DIMMABLE

LIGHT SOURCE BUILT-IN

100-277V - 60Hz

18,1W 3000K 1776lm built-in
upon request 2700K 1645lm

Dimming system 0-10 V
upon request PHASE CONTROL (only 120V)

NET WEIGHT

4,2lb



14,2x14,2x12,2 in

5,1lb



Certifications:



Nevo ref. NE04

LAMPSHADE

Painted stainless steel

One color to choose



CUSTOM
COLOR

Steel gloss nickel-plated
and Stainless steel

CANOPY

Steel gloss nickel-plated
and Stainless steel

120V: Ø15(±2)cm | 5,9(±7)in

CABLE

Transparent

Standard: 78,7in
Custom length

RECOMMENDED BULBS

120V - 60Hz

E26 LED - Max. 3x8 W

NET WEIGHT

6,8lb



23,6x23,6x13 in

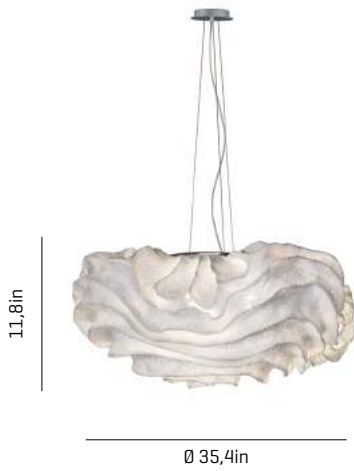
11lb



Certifications:



Nevo ref. NE04G



LAMPSHADE

Painted stainless steel

One color to choose



CUSTOM
COLOR

Steel gloss nickel-plated
and Stainless steel

CANOPY

Steel gloss nickel-plated
and Stainless steel

120V: Ø15(1.2)cm | 5.9(4.7)in

CABLE

Transparent

Standard: 78,7in
Custom length

RECOMMENDED BULBS

120V - 60Hz

E26 LED - Max. 4x12 W

NET WEIGHT

12,3lb



33x33x15 in

20,7lb



Certifications:



Onn ref. ON04-Mini



LAMPSHADE

Painted stainless steel

One color to choose



CUSTOM
COLOR

Stainless steel

CANOPY

Steel gloss nickel-plated

120V: Ø12cm | 4,7in

CABLE

Transparent or black

Standard: 78,7in
Custom length

RECOMMENDED BULBS

120V - 60Hz

E12 LED - Max. 1x4 W

NET WEIGHT

0,9lb



8,3x8,3x8,7 in

2,2lb



Certifications:



*Minimum order 2 pieces

LED

Onn ref. ON04-Mini-LD



LAMPSHADE

Painted stainless steel

One color to choose



CUSTOM
COLOR

Stainless steel

Bottom diffuser

CANOPY

Steel gloss nickel-plated

120V: Ø12cm | 4,7in

CABLE

Transparent or black

Standard: 78,7in
Custom length

LIGHT SOURCE BUILT-IN

120V - 60Hz

8W 2700K 960lm built-in

Dimming system: PHASE CONTROL/0-10V

NET WEIGHT

2,2lb



8,3x8,3x8,7 in

3,6lb



Certifications:



*Minimum order 2 pieces



Onn ref. ONN04-1

LAMPSHADE

Painted stainless steel

One color to choose



CUSTOM COLOR

Stainless steel

CANOPY

Steel gloss nickel-plated

120V: Ø12cm | 4,7in

CABLE

Transparent or black

Standard: 78,7in
Custom length

RECOMMENDED BULBS

120V - 60Hz

E26 LED - Max. 1x12 W

NET WEIGHT

1,8lb



14,2x14,2x12,2 in

2,7lb



Certifications:



LED

Onn ref. ONN04-1-LD

LAMPSHADE

Painted stainless steel

One color to choose



CUSTOM COLOR

Stainless steel

Bottom diffuser

CANOPY

Steel gloss nickel-plated

120V: Ø14,2cm | 5,6in

CABLE

Transparent or black

Standard: 78,7in
Custom length

LED / DIMMABLE

LIGHT SOURCE BUILT-IN

120V - 60Hz

8W 3000K 1067lm built-in
upon request 2700K 960lm

Dimming system PHASE CONTROL

NET WEIGHT

2,2lb



14,2x14,2x12,2 in

3,6lb



Certifications:



Onn ref. ONN04

LAMPSHADE

Painted stainless steel

One color to choose



CUSTOM COLOR

Stainless steel

CANOPY

Steel gloss nickel-plated

120V: Ø12cm | 4,7in

CABLE

Transparent or black

Standard: 78,7in
Custom length

RECOMMENDED BULBS

120V - 60Hz

E26 LED - Max. 1x12 W

NET WEIGHT

3,1lb



17,3x17,3x15,7 in

6,6lb



Certifications:





LED

Onn ref. ON04-LD

LAMPSHADE

Painted stainless steel

One color to choose



CUSTOM COLOR

Stainless steel

Bottom diffuser

CANOPY

Steel gloss nickel-plated

120V: Ø14,2cm | 5,6in

CABLE

Transparent or black

Standard: 78,7in
Custom length

LED / DIMMABLE

LIGHT SOURCE BUILT-IN

100-277V - 60Hz

18,1W 3000K 1776lm built-in
upon request 2700K 1645lm

Dimming system 0-10 V
upon request PHASE CONTROL (only 120V)

NET WEIGHT

4,4lb



17,3x17,3x15,7 in

8,4lb



Certifications:



Onn ref. ON04G

LAMPSHADE

Painted stainless steel

One color to choose



CUSTOM COLOR

Stainless steel

CANOPY

Steel gloss nickel-plated

120V: Ø12cm | 4,7in

CABLE

Transparent or black

Standard: 78,7in
Custom length

RECOMMENDED BULBS

120V - 60Hz

E26 LED - Max. 3x12 W

NET WEIGHT

5,1lb



20x20x20,9 in

10,6lb



Certifications:



LED

Onn ref. ON04G-LD

LAMPSHADE

Painted stainless steel

One color to choose



CUSTOM COLOR

Stainless steel

Bottom diffuser

CANOPY

Steel gloss nickel-plated

120V: Ø14,2cm | 5,6in

CABLE

Transparent or black

Standard: 78,7in
Custom length

LED / DIMMABLE

LIGHT SOURCE BUILT-IN

100-277V - 60Hz

18,1W 3000K 1776lm built-in
upon request 2700K 1645lm

Dimming system 0-10 V
upon request PHASE CONTROL (only 120V)

NET WEIGHT

7,5lb



20x20x20,9 in

12,3lb



Certifications:





Pili^{ref.} PL04-Mini

LAMPSHADE

Painted stainless steel thread

One color: white



CANOPY

Steel gloss nickel-plated

120V: Ø12cm | 4,7in

CABLE

Transparent

Standard: 78,7in
Custom length

RECOMMENDED BULBS

120V - 60Hz

E26 LED - Max. 1x12 W

NET WEIGHT

1,8lb



14,2x14,2x11,8 in

3,3lb



Certifications:



Pili^{ref.} PL04

LAMPSHADE

Painted stainless steel thread

One color: white



CANOPY

Steel gloss nickel-plated

120V: Ø12cm | 4,7in

CABLE

Transparent

Standard: 78,7in
Custom length

RECOMMENDED BULBS

120V - 60Hz

E26 LED - Max. 1x12 W

NET WEIGHT

1,8lb




17,3x17,3x15,7 in

5,5lb



Certifications:



Pili^{ref.} PL04G

LAMPSHADE

Painted stainless steel thread

One color: white



CANOPY

Steel gloss nickel-plated

120V: Ø12cm | 4,7in

CABLE

Transparent

Standard: 78,7in
Custom length

RECOMMENDED BULBS

120V - 60Hz

E26 LED - Max. 1x12 W

NET WEIGHT

2,9lb



20x20x20,9 in

7,5lb



Certifications:





Shio ref. SH04-1-LD

LED / DIMMABLE

LAMPSHADE
Plywood

CANOPY
Steel gloss nickel-plated

LIGHT SOURCE BUILT-IN

NET WEIGHT

Painted steel

120V: Ø14,2cm | 5,6in


120V - 60Hz

7,3lb

One color to choose

12W 3000K 1085lm built-in
upon request 2700K 1017lm

17,3x17,3x7,9 in



CABLE
Transparent or black

10,5lb

Standard: 78,7in
Custom length

Top and bottom diffuser

Dimming system PHASE CONTROL



Certifications:



5,1in

Ø 13,4in



Shio ref. SH04-LD

LED / DIMMABLE

LAMPSHADE
Plywood

CANOPY
Steel gloss nickel-plated

LIGHT SOURCE BUILT-IN

NET WEIGHT

Painted steel

120V: Ø14,2cm | 5,6in

100-277V - 60Hz

13,2lb

One color to choose

24W 3000K 2005lm built-in
upon request 2700K 1880lm

23,6x23,6x8,7 in



CABLE
Transparent or black

18,5lb

Standard: 78,7in
Custom length

Top and bottom diffuser

Dimming system 0-10 V
upon request PHASE CONTROL (only 120V)



Certifications:



6,5in

Ø 19,3in

Tati ref. TA04-1

LAMPSHADE
Painted stainless steel

CANOPY
Steel gloss nickel-plated
and Stainless steel

RECOMMENDED BULBS

NET WEIGHT

One color to choose

120V: Ø15(12)cm | 5,9(4,7)in

120V - 60Hz

4,4lb



E26 LED - Max. 1x8 W

23,6x23,6x13 in



CABLE
Transparent or black

6,6lb

Standard: 78,7in
Custom length

Steel gloss nickel-plated
and Stainless steel

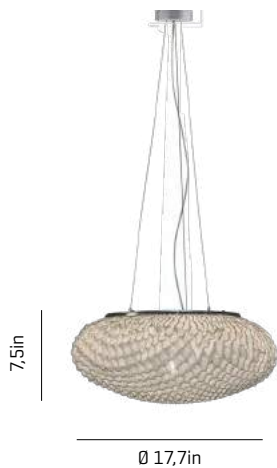


Certifications:



7,5in

Ø 17,7in



Tati ref. TA04-1-LD

LED / DIMMABLE

LAMPSHADE

Painted stainless steel

One color to choose



CUSTOM COLOR

Steel gloss nickel-plated and Stainless steel

Inside diffuser

CANOPY

Steel gloss nickel-plated

120V: Ø14,2cm | 5,6in

CABLE

Transparent or black

Standard: 78,7in
Custom length

LIGHT SOURCE BUILT-IN

100-277V - 60Hz

● 18,1W 3000K 1776lm built-in
upon request 2700K 1645lm

Dimming system 0-10 V
upon request PHASE CONTROL (only 120V)

NET WEIGHT

4,8lb

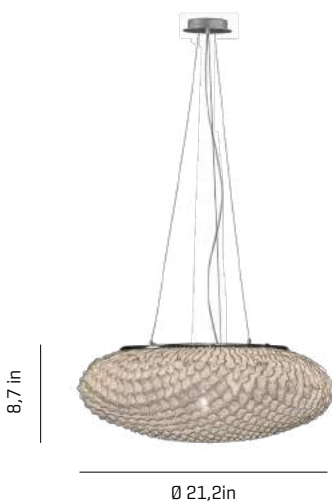


23,6x23,6x13 in

7,1lb



Certifications:



Tati ref. TA04

LAMPSHADE

Painted stainless steel

One color to choose



CUSTOM COLOR

Steel gloss nickel-plated and Stainless steel

CANOPY

Steel gloss nickel-plated and Stainless steel

120V: Ø15(12)cm | 5,9(4,7)in

CABLE

Transparent or black

Standard: 78,7in
Custom length

RECOMMENDED BULBS

120V - 60Hz

● E26 LED - Max. 3x12 W

NET WEIGHT

6,8lb



23,6x23,6x13 in

8,8lb



Certifications:



Tati ref. TA04G

LAMPSHADE

Painted stainless steel

One color to choose



CUSTOM COLOR

Steel gloss nickel-plated and Stainless steel

CANOPY

Steel gloss nickel-plated and Stainless steel

120V: Ø15(12)cm | 5,9(4,7)in

CABLE

Transparent or black

Standard: 78,7in
Custom length

RECOMMENDED BULBS

120V - 60Hz

● E26 LED - Max. 4x12 W

NET WEIGHT

9,5lb



33,1x33,1x15 in

22,5lb



Certifications:



Tempo Andante ref. TEANO4



LAMPSHADE
Painted stainless steel

CANOPY
Steel gloss nickel-plated

RECOMMENDED BULBS

NET WEIGHT

One color to choose

120V: Ø12cm | 4,7in

120V - 60Hz

3,5lb

E26 LED - Max. 1x12 W



26x12,6x9,1 in



CUSTOM
COLOR

CABLE

Transparent or black

4lb

Standard: 78,7in
Custom length



Certifications:



LED

Tempo Andante ref. TEANO4-LD LED / DIMMABLE



LAMPSHADE

CANOPY

LIGHT SOURCE BUILT-IN

NET WEIGHT

One color to choose

120V: Ø14,2cm | 5,6in

100-277V - 60Hz

4,6lb

18,1W 3000K 1776lm built-in
upon request 2700K 1645lm



26x12,6x9,1 in



CUSTOM
COLOR

CABLE

Transparent or black

Dimming system 0-10 V
upon request PHASE CONTROL (only 120V)

5,5lb

Standard: 78,7in
Custom length



Bottom diffuser

Certifications:



Tempo Vivace ref. TEVI04



LAMPSHADE
Painted stainless steel

CANOPY
Steel gloss nickel-plated

RECOMMENDED BULBS

NET WEIGHT

One color to choose

120V: Ø12cm | 4,7in

120V - 60Hz

3,5lb

E26 LED - Max. 1x12 W



17,3x17,3x15,7 in



CUSTOM
COLOR

CABLE

Transparent or black

4,8lb

Standard: 78,7in
Custom length



Certifications:





LED

Tempo Vivace ref. TEV104-LD LED / DIMMABLE

LAMPSHADE
Painted stainless steel

CANOPY
Steel gloss nickel-plated

LIGHT SOURCE BUILT-IN

NET WEIGHT

One color to choose

120V: Ø14,2cm | 5,6in

100-277V - 60Hz

4,6lb



● 18,1W 3000K 1776lm built-in
upon request 2700K 1645lm



17,3x17,3x15,7 in

CUSTOM
COLOR

CABLE
Transparent or black

Dimming system 0-10 V
upon request PHASE CONTROL (only 120V)

6,6lb

Standard: 78,7in
Custom length



Bottom diffuser

Certifications:



Ura 1 ref. UR104

LAMPSHADE
Painted stainless steel

CANOPY
Steel gloss nickel-plated

RECOMMENDED BULBS

NET WEIGHT

One color to choose

120V: Ø12cm | 4,7in

120V - 60Hz

4lb



● E26 LED - Max. 1x12 W



23,6x23,6x13 in

CUSTOM
COLOR

CABLE
Transparent or black

Standard: 78,7in
Custom length

9,2lb

Stainless steel



Certifications:



LED

Ura 1 ref. UR104-LD LED / DIMMABLE

LED / DIMMABLE

LAMPSHADE
Painted stainless steel

CANOPY
Steel gloss nickel-plated

LIGHT SOURCE BUILT-IN

NET WEIGHT

One color to choose

120V: Ø14,2cm | 5,6in

100-277V - 60Hz

5,1lb



● 18,1W 3000K 1776lm built-in
upon request 2700K 1645lm



23,6x23,6x13 in

CUSTOM
COLOR

CABLE
Transparent or black

Standard: 78,7in
Custom length

10,4lb

Stainless steel



Bottom diffuser

Certifications:



Ura 2 ref. UR204



LAMPSHADE
Painted stainless steel

CANOPY
Steel gloss nickel-plated

RECOMMENDED BULBS

NET WEIGHT

One color to choose

120V: Ø12cm | 4,7in

120V - 60Hz

2,4lb



E26 LED - Max. 1x12 W



18,1x9,4x9,8 in

CABLE

Transparent or black

3,5lb

CUSTOM
COLOR

Standard: 78,7in
Custom length



Stainless steel

Certifications:



LED

Ura 2 ref. UR204-LD

LED / DIMMABLE



LAMPSHADE
Painted stainless steel

CANOPY
Steel gloss nickel-plated

LIGHT SOURCE BUILT-IN

NET WEIGHT

One color to choose

120V: Ø14,2cm | 5,6in

100-277V - 60Hz

3,7lb



18,1W 3000K 1776lm built-in
upon request 2700K 1645lm



18,1x9,4x9,8 in

CABLE

Transparent or black

4,6lb

CUSTOM
COLOR

Standard: 78,7in
Custom length



Stainless steel

Certifications:



Ura 3 ref. UR304



LAMPSHADE
Painted stainless steel

CANOPY
Steel gloss nickel-plated

RECOMMENDED BULBS

NET WEIGHT

One color to choose

120V: Ø12cm | 4,7in

120V - 60Hz

2,9lb



E26 LED - Max. 1x12 W



14,2x14,2x12,2 in

CABLE

Transparent or black

3,5lb

CUSTOM
COLOR

Standard: 78,7in
Custom length



Stainless steel

Certifications:





LED

Ura 3 ref. UR304-LD

LED / DIMMABLE

LAMPSHADE

Painted stainless steel

CANOPY

Steel gloss nickel-plated

LIGHT SOURCE BUILT-IN

100-277V - 60Hz

18,1W 3000K 1776lm built-in
upon request 2700K 1645lm

Dimming system 0-10 V
upon request PHASE CONTROL (only 120V)

NET WEIGHT

4lb



14,2x14,2x12,2 in

4,4lb



Certifications:



One color to choose

120V: 114,2cm | 5,6in



CUSTOM COLOR

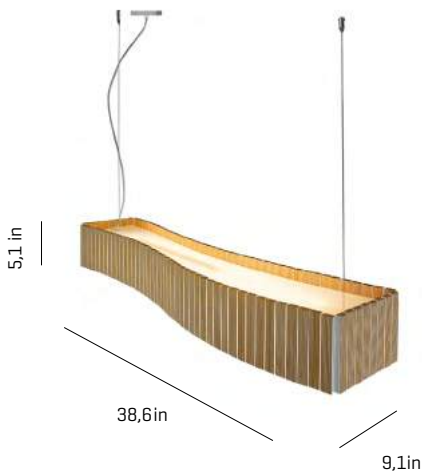
CABLE

Transparent or black

Standard: 78,7in
Custom length

Stainless steel

Bottom diffuser



LED

Uxi ref. UX04-LD

LIGHT SOURCE BUILT-IN

100-277V - 60Hz

24W 3000K 3659lm built-in
upon request 2700K 3550lm

Dimming system 0-10 V
upon request PHASE CONTROL (only 120V)

NET WEIGHT

12,6lb



43,3x12,2x9,8 in

17lb



Certifications:



LAMPSHADE


Plywood

CANOPY

Stainless steel

One color to choose

120V: 13x11cm | 5,1x4,3in



CABLE

Transparent or black

Standard: 78,7in
Custom length

Top and bottom diffuser

Virginia ref. VG04A

RECOMMENDED BULBS

120V - 60Hz

E26 LED - Max. 1x12 W

NET WEIGHT

7,7lb



17,3x17,3x19,7 in

9,3lb



Certifications:



LAMPSHADE

Painted stainless steel

CANOPY

Steel gloss nickel-plated

120V: 112cm | 4,7in

One color to choose



CUSTOM COLOR

CABLE

Transparent or black

Standard: 78,7in
Custom length

Stainless steel



Virginia ref. VG04A-LD

LED / DIMMABLE

LAMPSHADE

Painted stainless steel

CANOPY

Steel gloss nickel-plated

LIGHT SOURCE BUILT-IN

100-277V - 60Hz

18,1W 3000K 1776lm built-in
upon request 2700K 1645lm

NET WEIGHT

8,4lb

One color to choose



CUSTOM
COLOR

Stainless steel

120V: Ø14,2cm | 5,6in

CABLE

Transparent or black

Standard: 78,7in

Custom length

Dimming system 0-10 V
upon request PHASE CONTROL (only 120V)



17,3x17,3x19,7 in

9,9lb



Certifications:



Virginia ref. VG04B

RECOMMENDED BULBS

120V - 60Hz

E26 LED - Max. 1x12 W

NET WEIGHT

6,6lb

LAMPSHADE

Painted stainless steel

CANOPY

Steel gloss nickel-plated

One color to choose

120V: Ø12cm | 4,7in



CUSTOM
COLOR

Stainless steel

CABLE

Transparent or black

Standard: 78,7in

Custom length



16,1x16,15,7 in

8,2lb



Certifications:



Virginia ref. VG04B-LD

LED / DIMMABLE

LAMPSHADE

Painted stainless steel

CANOPY

Steel gloss nickel-plated

LIGHT SOURCE BUILT-IN

100-277V - 60Hz

18,1W 3000K 1776lm built-in
upon request 2700K 1645lm

NET WEIGHT

7,3lb

One color to choose

120V: Ø14,2cm | 5,6in



CUSTOM
COLOR

Stainless steel

CABLE

Transparent or black

Standard: 78,7in

Custom length

Dimming system 0-10 V
upon request PHASE CONTROL (only 120V)



16,1x16,15,7 in

8,8lb



Certifications:

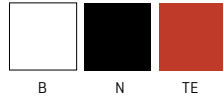


V_{ref.} VV04



LAMPSHADE
Polycarbonate

One color to choose



Glass diffuser

CANOPY
Steel gloss nickel-plated
and Stainless steel

120V: Ø15(12)cm | 5,9(4,7)in

CABLE
Transparent or black

Standard: 78,7in
Custom length

RECOMMENDED BULBS

120V - 60Hz

E26 LED - Max. 1x8 W

NET WEIGHT

12lb

33x33x15 in

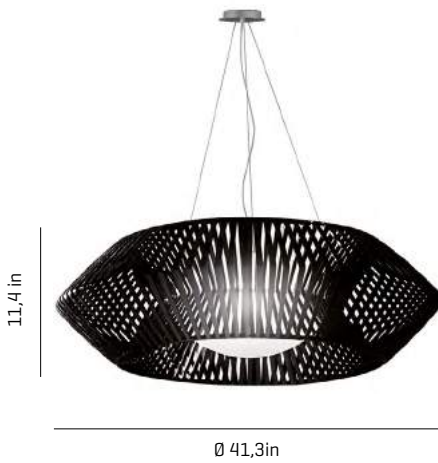
21,2lb



Certifications:

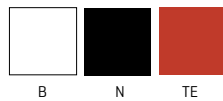


V_{ref.} VV04G



LAMPSHADE
Polycarbonate

One color to choose



Glass diffuser

CANOPY
Steel gloss nickel-plated
and Stainless steel

120V: Ø15(12)cm | 5,9(4,7)in

CABLE
Transparent or black

Standard: 78,7in
Custom length

RECOMMENDED BULBS

120V - 60Hz

E26 LED - Max. 4x8 W

NET WEIGHT

26,5lb

42,5x42,5x13 in

22lb

23,6x23,6x13 in

23,6x23,6x8,7in

26,4lb



Certifications:




LED Vento_{ref.} VN04-LD



LAMPSHADE
Glass

One color to choose



Color combination



Bottom diffuser

CANOPY
Stainless steel

120V: 13x11cm | 5,1x4,3in

CABLE
Transparent or black

Standard: 78,7in
Custom length

LED / DIMMABLE

LIGHT SOURCE BUILT-IN

100-277V - 60Hz

24W 3000K 2721lm built-in
upon request 2700K 2637lm

Dimming system 0-10 V
upon request PHASE CONTROL (only 120V)

NET WEIGHT

12,3lb

49,2x12,2x12,6 in

21,6lb



Certifications:



Woods ref. WD04



LAMPSHADE

Birch



Glass diffuser

CANOPY

Painted steel

120V: Ø60cm | 23,6in


CABLE

Transparent

Energy efficiency: A++ to E
Eficiencia energética: A++ a E


RECOMMENDED BULBS

120V - 60Hz

 E26 LED - Max. 1x12 W

NET WEIGHT

31,5lb


23,6x23,6x13 in

37,7lb




Certifications:



*Height is not adjustable on site

COMPOSITIONS



Ballet ref. BA04-3

LAMPSHADE

Painted stainless steel

One color to choose



CUSTOM
COLOR

Color combinations upon request

Stainless steel

ref. 1xBAPI04, 1xBARE04,
1xBALA04

CANOPY

DIBOND®

120V: Ø60cm | 23,6in

RECOMMENDED BULBS

120V - 60Hz

E26 LED - Max. 3x12 W

NET WEIGHT

12,6lb



23,6x31,5x45,7 in

30,2lb



Certifications:



Caos ref. CA04A-3

LAMPSHADE

Cord

One color to choose



Color combinations upon request

Stainless steel

ref. 3xCA04A

CANOPY

DIBOND®

120V: Ø60cm | 23,6in

RECOMMENDED BULBS

120V - 60Hz

E26 LED - Max. 3x12 W

NET WEIGHT

14,6lb



23,6x31,5x36,2 in

23,1lb



Certifications:



Caos ref. CA04AB-3



LAMPSHADE

Cord

One color to choose



Color combinations upon request

Stainless steel

ref. 1xCA04A, 2xCA04B
*picture colors: 48, 49, 51

CANOPY

DIBOND®

120V: Ø60cm | 23,6in

CABLE

Transparent or black

Custom lenght

RECOMMENDED BULBS

120V - 60Hz

E26 LED - Max. 3x12 W

NET WEIGHT

14,6lb



23,6x31,5x36,2 in

23,1lb



Certifications:



Caos ref. CA04A-4



LAMPSHADE

Cord

One color to choose



Color combinations upon request

Stainless steel

ref. 3xCA04A, 1xCA04AG

CANOPY

DIBOND®

120V: Ø100cm | 39,4in

CABLE

Transparent

Custom lenght

RECOMMENDED BULBS

120V - 60Hz

E26 LED - Max. 4x12 W

NET WEIGHT

17,2lb



31,5x47,2x45,3 in

39,6lb



Certifications:



Caos ref. CA04A-6



LAMPSHADE

Cord

One color to choose



Color combinations upon request

Stainless steel

ref. 6xCA04A
*picture colors: 42, 46, 52

CANOPY

DIBOND®

120V: Ø100cm | 39,4in

CABLE

Transparent

Custom lenght

RECOMMENDED BULBS

120V - 60Hz

E26 LED - Max. 6x12 W

NET WEIGHT

30,9lb



31,5x47,2x45,3 in

44lb



Certifications:





Coral ref. C004-3

LAMPSHADE
Painted stainless steel

CANOPY
DIBOND®
120V: Ø60cm | 23,6in

RECOMMENDED BULBS
120V - 60Hz
E26 LED - Max. 3x12 W

NET WEIGHT
15,2lb

One color to choose



CUSTOM COLOR

CABLE
Transparent or black
Custom lenght

Color combinations upon request

Stainless steel

ref. 1xCOAU04, 1xCOSE04,
1xCOGA04



23,6x31,5x33,5 in

26,5lb



Certifications:



Coral ref. C004-5

LAMPSHADE
Painted stainless steel

CANOPY
DIBOND®
120V: Ø60cm | 23,6in

RECOMMENDED BULBS
120V - 60Hz
E26 LED - Max. 5x12 W

NET WEIGHT
21,2lb

One color to choose



CUSTOM COLOR

CABLE
Transparent or black
Custom lenght

Color combinations upon request

Stainless steel

ref. 1xCOAU04, 1xCOCY04,
1xCOSE04, 1xCOGA04,
1xCORE04



23,6x31,5x43,3 in

38,6lb



Certifications:



Coral ref. C004-10

LAMPSHADE
Painted stainless steel

CANOPY
DIBOND®
120V: Ø120cm | 47,2in

RECOMMENDED BULBS
120V - 60Hz
E26 LED - Max. 10x12 W

NET WEIGHT
77,8lb

One color to choose



CUSTOM COLOR

CABLE
Transparent or black
Custom lenght

Color combinations upon request

Stainless steel

ref. 2xCOAU04, 1xCOCY04,
2xCOSE04, 2xCOGA04,
2xCORE04, 1xCOAU04G



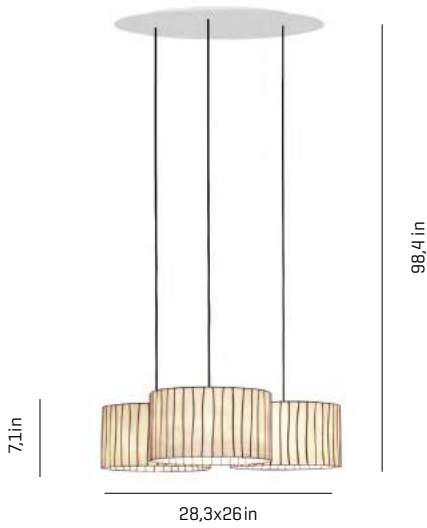
31,5x49,2x54,3 in

123,5lb



Certifications:






Curvas ref. CVO4C-3

LAMPSHADE
Glass

One color to choose



Bottom diffuser

ref. 3xCV04
*picture color: 02

CANOPY
DIBOND®

120V: Ø60cm | 23,6in

CABLE
Transparent or black
Custom lenght

RECOMMENDED BULBS

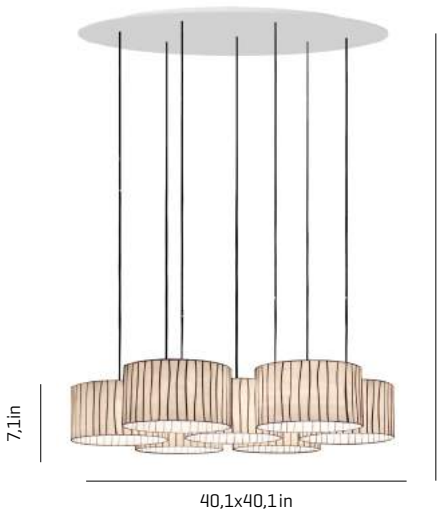
120V - 60Hz
E26 LED - Max. 3x12 W

NET WEIGHT

17,6lb
23,6x31,5x37,4 in
35lb




Certifications:



Curvas ref. CVO4-7

LAMPSHADE
Glass

One color to choose



Bottom diffuser

ref. 7xCV04
*picture color: 02

CANOPY
DIBOND®

120V: Ø100cm | 39,4in

CABLE
Transparent or black
Custom lenght

RECOMMENDED BULBS

120V - 60Hz
E26 LED - Max. 7x12 W

NET WEIGHT

39,7lb
31,5x47,2x49,2 in
77lb




Certifications:



Fluo ref. FLO4-4

LAMPSHADE
Galvanized painted steel

One color: white



ref. 4xFL04

CANOPY
Stainless steel

120V: Ø14cm | 5,51in
h10cm | 3,9in

CABLE
Transparent
Custom lenght

RECOMMENDED BULBS

120V - 60Hz
E26 LED - Max. 4x12 W

NET WEIGHT

25lb
30,3x32,3x54,7 in
48,5lb
30,3x32,3x54,7 in
44,1lb



Certifications:



Transport not included



Fluo ref. FL04-16

LAMPSHADE
Galvanized painted steel

CANOPY
Stainless steel

RECOMMENDED BULBS

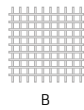
NET WEIGHT

One color: white

120V: Ø14cm | 5,51in
h14cm | 5,5in

120V - 60Hz
E26 LED - Max. 16x12 W

125,6lb



CABLE
Transparent
Custom lenght

30,3x32,3x78,7 in

31,5x47,2x78,7 in

30,3x32,3x30,3 in

297lb



2009

Certifications:



Transport not included

ref. 16xFL04

*Height is not adjustable on site

LED

Mytilus ref. MY04-3

LAMPSHADE
Painted stainless steel

CANOPY
Steel painted in white

LIGHT SOURCE BUILT-IN


NET WEIGHT

One color: white

120V: Ø15(12)cm | 5,9(4,7)in

100-277V - 60Hz

56,2lb



CABLE
Transparent
Custom lenght

25W 3000K 3201lm built-in
upon request 2700K 2880lm
Dimming system 0-10 V



35,4x38,2x41,3 in

61,7lb



Certifications:



ref. 3xMY04G

*approximate measurements



Nevo ref. NE04-6

LAMPSHADE
Painted stainless steel

CANOPY
DIBOND®

RECOMMENDED BULBS

NET WEIGHT

One color to choose

120V: Ø60cm | 23,6in

120V - 60Hz

20,7lb



CABLE
Transparent
Custom lenght

E12 LED - Max. 9x7 W



23,6x31,5x32,3 in

40lb




Certifications:




Color combinations upon request

Steel gloss nickel-plated and Stainless steel

ref. 3xNE06P, 3xNE04-1





98,4in

Nevo^{ref.} NE04-11

LAMPSHADE
Painted stainless steel

One color to choose



CUSTOM
COLOR

Color combinations upon request

Steel gloss nickel-plated
and Stainless steel

ref. 4xNE06P, 7xNE04-1

CANOPY
DIBOND®

120V: Ø120cm | 47,2in

CABLE
Transparent
Custom lenght

RECOMMENDED BULBS

120V - 60Hz

E12 LED - Max. 18x7 W

NET WEIGHT

22lb



31,5x49,2x53,1 in

116,8lb



Certifications:



98,4in

Tati^{ref.} TA04-3

LAMPSHADE
Painted stainless steel

One color to choose



CUSTOM
COLOR

Color combinations upon request

Steel gloss nickel-plated
and Stainless steel

ref. 3xTA06G

CANOPY
DIBOND®

120V: Ø60cm | 23,6in

CABLE
Transparent
Custom lenght

RECOMMENDED BULBS

120V - 60Hz

E12 LED - Max. 6x7 W

NET WEIGHT

13,2lb



23,6x31,5x32,3 in
41,9lb



Certifications:



98,4in

Tati^{ref.} TA04-5

LAMPSHADE
Painted stainless steel

One color to choose



CUSTOM
COLOR

Color combinations upon request

Steel gloss nickel-plated
and Stainless steel

ref. 3xTA06G, 2xTA06P

CANOPY
DIBOND®

120V: Ø60cm | 23,6in

CABLE
Transparent
Custom lenght

RECOMMENDED BULBS

120V - 60Hz

E12 LED - Max. 10x7 W

NET WEIGHT

19,6lb



23,6x31,5x32,3 in

55,1lb



Certifications:





Tati ref. TA04-10

LAMPSHADE

Painted stainless steel

One color to choose



CUSTOM
COLOR

Color combinations upon request

Steel gloss nickel-plated
and Stainless steel

CANOPY

DIBOND®

120V: Ø120cm | 47,2in

CABLE

Transparent

Custom lenght

RECOMMENDED BULBS

120V - 60Hz

E12 LED - Max. 20x7 W

NET WEIGHT

41,9lb



31,5x49,2x53,1 in

121,3lb



Certifications:



ref. 6xTA06G, 4xTA06P



Ura ref. UR04-3

LAMPSHADE

Painted stainless steel

One color to choose



CUSTOM
COLOR

Color combinations upon request

Stainless steel

CANOPY

DIBOND®

120V: Ø60cm | 23,6in

CABLE

Transparent or black

Custom lenght

RECOMMENDED BULBS

120V - 60Hz

E26 LED - Max. 3x12 W

NET WEIGHT

22,5lb



23,6x31,5x37,4 in

22,5lb



Certifications:



ref. 1xUR104, 1xUR204, 1xUR304

WALL & CEILING LAMPS



Ballet ref. BA06

LAMPSHADE
Painted stainless steel

SUPPORT
Painted steel

RECOMMENDED BULBS

NET WEIGHT

One color to choose

MOUNTING OPTIONS

120V - 60Hz
E26 LED - Max. 1x8 W

1,3lb



Wall lamp

17,3x17,3x7,9 in
4,2lb

CUSTOM
COLOR



Certifications:



LED Ballet ref. BA06-LD

LAMPSHADE
Painted stainless steel

SUPPORT
Painted steel

LED / DIMMABLE

NET WEIGHT

One color to choose

MOUNTING OPTIONS

120V - 60Hz
8W 3000K 1067lm built-in
upon request 2700K 960lm
Dimming system PHASE CONTROL and 0-10V

2,3lb



Wall lamp

17,3x17,3x7,9 in
4,2lb

CUSTOM
COLOR



Certifications:





Blum ref. BLO6

LAMPSHADE
Painted stainless steel thread

SUPPORT
Painted steel

RECOMMENDED BULBS

NET WEIGHT

120V - 60Hz

2,4lb

E26 LED - Max. 1x12 W

One color: white

MOUNTING OPTIONS

Wall lamp



17,3x17,3x15,7 in

3,3lb



Certifications:



Cors ref. CR06

LAMPSHADE
Painted stainless steel

SUPPORT
Stainless steel

RECOMMENDED BULBS

NET WEIGHT

120V - 60Hz

1,3lb

G9 LED - Max. 2x4 W

One color to choose

MOUNTING OPTIONS

Wall lamp



CUSTOM COLOR



20,1x7,5x10,6 in

2,2lb



Certifications:



Cors ref. CR06-LD

LED / DIMMABLE

LAMPSHADE
Painted stainless steel

SUPPORT
Steel gloss nickel-plated and stainless steel

LIGHT SOURCE BUILT-IN

NET WEIGHT

120V - 60Hz

2,4lb

8W 3000K 1067lm built-in

upon request 2700K 960lm

Dimming system PHASE CONTROL and 0-10V

One color to choose

MOUNTING OPTIONS

Wall lamp



CUSTOM COLOR



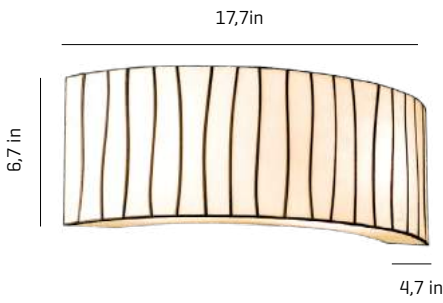
20,1x7,5x10,6 in

3,3lb



Certifications:





Curvas ref. CV06


LAMPSHADE
Glass

SUPPORT
Stainless steel

RECOMMENDED BULBS
BOMBILLAS RECOMENDADAS

NET WEIGHT

One color to choose



MOUNTING OPTIONS

Wall lamp

120V - 60Hz

3,7lb

E12 LED - Max. 2x7 W

26x12,6x9,1 in
6,5lb



Certifications:



Gea ref. GE06

LAMPSHADE
Painted stainless steel

SUPPORT
Stainless steel

RECOMMENDED BULBS

NET WEIGHT

One color to choose



MOUNTING OPTIONS

Wall lamp

120V - 60Hz

1,3lb

G9 LED - Max. 2x4 W

13,4x9,4x5,9 in
2,2lb



Certifications:



LED

Gea ref. GE06-LD

LED / DIMMABLE

LAMPSHADE
Painted stainless steel

SUPPORT
Steel gloss nickel-plated and stainless steel

LIGHT SOURCE BUILT-IN

NET WEIGHT

One color to choose



MOUNTING OPTIONS

Wall lamp

120V - 60Hz

2,4lb

8W 3000K 1067lm built-in

upon request 2700K 960lm

Dimming system PHASE CONTROL and 0-10V

13,4x9,4x5,9 in
3,3lb



Certifications:



Inside diffuser



Kala ref. KL06

LAMPSHADE

Painted stainless steel

SUPPORT

Stainless steel

RECOMMENDED BULBS

120V - 60Hz

G9 LED - Max. 2x4 W

NET WEIGHT

1,3lb

One color to choose

MOUNTING OPTIONS

Wall lamp



CUSTOM COLOR




13,4x9,4x5,9 in

2,2lb



Certifications:



LED

Kala ref. KL06-LD

LED / DIMMABLE

LAMPSHADE

Painted stainless steel

SUPPORT

Steel gloss nickel-plated and stainless steel

LIGHT SOURCE BUILT-IN

120V - 60Hz

8W 3000K 1067lm built-in

upon request 2700K 960lm

Dimming system PHASE CONTROL and 0-10V

NET WEIGHT

2,4lb

One color to choose

MOUNTING OPTIONS

Wall lamp



CUSTOM COLOR

Inside diffuser




13,4x9,4x5,9 in

3,3lb



Certifications:



LED

Kite ref. KT06-LD

LED / DIMMABLE

LAMPSHADE

Painted stainless steel

SUPPORT

Stainless steel

LIGHT SOURCE BUILT-IN

100V - 277Hz

24W 3000K 3780lm built-in

upon request 2700K 3636lm

Dimming system 0-10 V

upon request PHASE CONTROL


NET WEIGHT

18,7lb

One color to choose

MOUNTING OPTIONS

Wall & ceiling lamp



CUSTOM COLOR




28x28x5,9 in

20,3lb



Certifications:





Kite ref. KT06G-LD

LAMPSHADE
Painted stainless steel

SUPPORT
Stainless steel

LED / DIMMABLE

LIGHT SOURCE BUILT-IN

NET WEIGHT

One color to choose

MOUNTING OPTIONS

100 - 277V - 60Hz
 48W 3000K 7560lm built-in
 upon request 2700K 7272lm
 Dimming system 0-10 V
 upon request PHASE CONTROL

16,5lb



Wall & ceiling lamp



40,1x40,1x5,1 in



24,2lb



Certifications:



Li ref. LI06

LAMPSHADE
Pressed Cellulose

SUPPORT
Stainless steel

LED / DIMMABLE

LIGHT SOURCE BUILT-IN

NET WEIGHT

One color to choose

MOUNTING OPTIONS

120V - 60Hz
 11,8W 3000K 1805lm built-in
 upon request 2700K
 Dimming system PHASE CONTROL (only 120V)

2,6lb



Wall lamp



27,6x8,3x4,7 in

4,4lb



Certifications:



Li ref. LI06G-D

LAMPSHADE
Pressed Cellulose

SUPPORT
Stainless steel

LED / DIMMABLE

LIGHT SOURCE BUILT-IN

NET WEIGHT

One color to choose

MOUNTING OPTIONS

100 - 277V - 60Hz
 23,6W 3000K 2768lm built-in
 upon request 2700K
 Dimming system 0-10V

6,4lb



Wall lamp



43,3x12,2x9,8 in

10,4lb




Certifications:



LED

Mytilus ref. MY06

LED / DIMMABLE




LAMPSHADE
Painted stainless steel

SUPPORT
Steel gloss nickel-plated

LIGHT SOURCE BUILT-IN

NET WEIGHT

One color: white



BL

MOUNTING OPTIONS

Wall lamp

120V - 60Hz

8W 3000K 1067lm built-in
upon request 2700K 960lm

Dimming system PHASE CONTROL and 0-10V

6,6lb



23,6x23,6x8,7 in

9,9lb



Certifications:



DIFFUSER
Glass sphere

*approximate measurements

Nevo ref. NE06P

RECOMMENDED BULBS

NET WEIGHT




LAMPSHADE
Painted stainless steel

SUPPORT
Steel gloss nickel-plated and stainless steel

120V - 60Hz

1,8lb

One color to choose



BL

BE

G

T

MOUNTING OPTIONS

Wall lamp

G9 LED - Max. 1x4 W



14,2x14,2x12,2 in

4lb



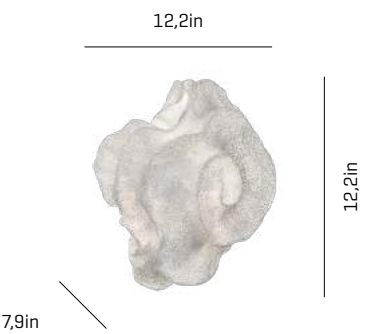
Certifications:



Steel gloss nickel-plated and stainless steel

Nevo ref. NE06P-LD

LED / DIMMABLE




LAMPSHADE
Painted stainless steel

SUPPORT
Steel gloss nickel-plated and stainless steel

LIGHT SOURCE BUILT-IN

NET WEIGHT

One color to choose



BL

BE

G

T

MOUNTING OPTIONS

Wall lamp

230V - 50Hz

8W 3000K 1067lm built-in
upon request 2700K 960lm
Dimming system PHASE CUT

120V - 60Hz

8W 3000K 1067lm built-in
upon request 2700K 960lm

Dimming system PHASE CONTROL and 0-10V

2,6lb

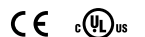


14,2x14,2x12,2 in

4lb



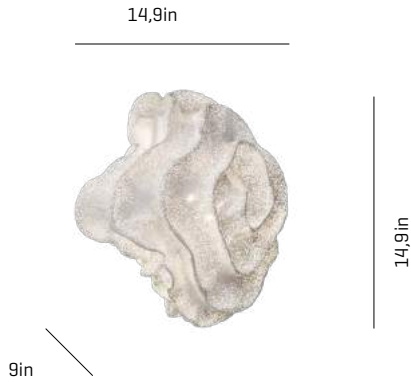
Certifications:



Steel gloss nickel-plated and stainless steel

Inside diffuser

Nevo^{ref.} NE06



LAMPSHADE

Painted stainless steel

One color to choose



CUSTOM COLOR

Steel gloss nickel-plated and stainless steel

SUPPORT

Steel gloss nickel-plated and stainless steel

MOUNTING OPTIONS

Wall lamp

RECOMMENDED BULBS

120V - 60Hz

E12 LED - Max. 2x7 W

NET WEIGHT PESO NETO

2,4lb



14,2x14,2x12,2 in

4,8lb



Certifications:



Nevo^{ref.} NE06-LD

LED / DIMMABLE



LAMPSHADE

Painted stainless steel

One color to choose



CUSTOM COLOR

Steel gloss nickel-plated and stainless steel

SUPPORT

Steel gloss nickel-plated and stainless steel

MOUNTING OPTIONS

Wall lamp

LIGHT SOURCE BUILT-IN

120V - 60Hz

8W 3000K 1067lm built-in
upon request 2700K 960lm
Dimming system PHASE CONTROL

NET WEIGHT

3,1lb



14,2x14,2x12,2 in


4,8lb



Certifications:



Onn^{ref.} ON06



LAMPSHADE

Painted stainless steel

One color: white



BL

SUPPORT

Painted steel

MOUNTING OPTIONS

Wall & ceiling lamp

RECOMMENDED BULBS

120V - 60Hz

E26 LED - Max. 1x8 W

NET WEIGHT

6,6lb




20,5x18,5x12,2 in

9,7lb



Certifications:





Onn ref. ON06-LD

LED / DIMMABLE

LAMPSHADE
Painted stainless steel

SUPPORT
Painted steel

LIGHT SOURCE BUILT-IN

NET WEIGHT

One color: white

MOUNTING OPTIONS

100 - 277V - 60Hz

7,7lb



BL

Wall lamp

24W 3000K 2945lm built-in
upon request 2700K 2860lm

Dimming system DALI / Switch DIM
upon request PHASE CONTROL



20,5x18,5x12,2 in

9,7lb



Certifications:



Onn ref. ON06G

RECOMMENDED BULBS

NET WEIGHT

LAMPSHADE
Painted stainless steel

SUPPORT
Painted steel

120V - 60Hz

15,4lb

One color: white

MOUNTING OPTIONS

E26 LED - Max. 3x8 W



BL

Wall lamp



28x28x12,6 in

17,6lb



Certifications:



Planum ref. PM06R-LD

LED / DIMMABLE

LAMPSHADE
Painted stainless steel

SUPPORT
Stainless steel

LIGHT SOURCE BUILT-IN

NET WEIGHT

One color to choose

MOUNTING OPTIONS

100 - 277V - 60Hz

14,6lb



BL

G

Wall & ceiling lamp

48W 3000K 7560lm built-in

upon request 2700K 7272lm

Dimming system 0-10 V
upon request PHASE CONTROL



40,1x40,1x5,9 in

22lb



Certifications:





Planum ref. PM06PR-LD

LED / DIMMABLE

LAMPSHADE

Painted stainless steel

SUPPORT

Stainless steel

LIGHT SOURCE BUILT-IN

100 - 277V - 60Hz

24W 3000K 3780lm built-in

upon request 2700K 3636lm

Dimming system 0-10 V

upon request PHASE CONTROL (only 120V)

NET WEIGHT

6,2lb



39,4x20,9x5,9 in

11lb



Certifications:



One color to choose

MOUNTING OPTIONS


Wall & ceiling lamp



BL G



Tati ref. TA06



LAMPSHADE

Painted stainless steel

SUPPORT

Stainless steel

RECOMMENDED BULBS

120V - 60Hz

G9 LED - Max. 2x4 W

NET WEIGHT

1,1lb



13,4x9,4x5,9 in

2,2lb




Certifications:



One color to choose

MOUNTING OPTIONS

Wall lamp



BL BE G T




Steel gloss nickel-plated and stainless steel



Tati ref. TA06-LD

LED / DIMMABLE



LAMPSHADE

Painted stainless steel

SUPPORT

Steel gloss nickel-plated and stainless steel

LIGHT SOURCE BUILT-IN

120V - 60Hz

8W 3000K 1067lm built-in

upon request 2700K 960lm

Dimming system PHASE CONTROL and 0-10V

NET WEIGHT

1,5lb



13,4x9,4x5,9 in

2,2lb




Certifications:



One color to choose

MOUNTING OPTIONS

Wall lamp

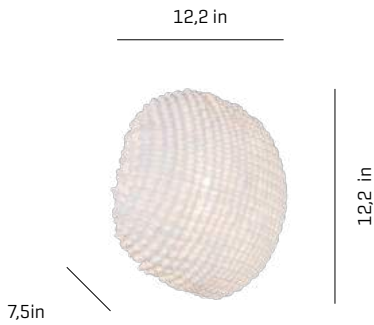


BL BE G T



Steel gloss nickel-plated and stainless steel

Tati_{ref.} TA06P



LAMPSHADE

Painted stainless steel

One color to choose



CUSTOM
COLOR

Steel gloss nickel-plated
and stainless steel

SUPPORT

Steel gloss nickel-plated
and stainless steel

MOUNTING OPTIONS

Wall lamp

RECOMMENDED BULBS

120V - 60Hz

G9 LED - Max. 1x4 W

NET WEIGHT

1,8lb



14,2x14,2x12,2 in

2,2lb



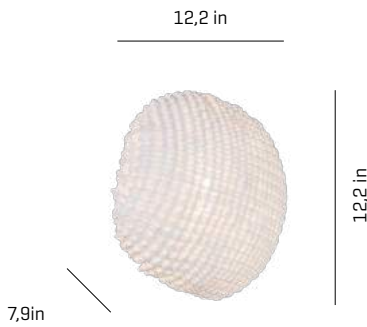
Certifications:



LED

Tati_{ref.} TA06P-LD

LED / DIMMABLE



LAMPSHADE

Painted stainless steel

One color to choose



CUSTOM
COLOR

Steel gloss nickel-plated
and stainless steel

SUPPORT

Steel gloss nickel-plated
and stainless steel

MOUNTING OPTIONS

Wall lamp

LIGHT SOURCE BUILT-IN

120V - 60Hz

8W 3000K 1067lm built-in
upon request 2700K 960lm

Dimming system PHASE CONTROL and 0-10V

NET WEIGHT

2,6lb



14,2x14,2x12,2 in


3,3lb



Certifications:



Tati_{ref.} TA06G



LAMPSHADE

Painted stainless steel

One color to choose



CUSTOM
COLOR

Steel gloss nickel-plated
and stainless steel

SUPPORT

Steel gloss nickel-plated
and stainless steel

MOUNTING OPTIONS

Wall lamp

RECOMMENDED BULBS

120V - 60Hz

E12 LED - Max. 2x7 W

NET WEIGHT

2,2lb




20,5x18,5x12,2 in

5,3lb



Certifications:





Tati_{ref.} TA06G-LD

LED / DIMMABLE

LAMPSHADE

Painted stainless steel

One color to choose



CUSTOM
COLOR

Steel gloss nickel-plated
and stainless steel

SUPPORT

Steel gloss nickel-plated
and stainless steel

MOUNTING OPTIONS

Wall lamp

LIGHT SOURCE BUILT-IN

120V - 60Hz

8W 3000K 1067lm built-in

upon request 2700K 960lm

Dimming system PHASE CONTROL and 0-10V

NET WEIGHT

3,1lb



20,5x18,5x12,2 in

5,3lb

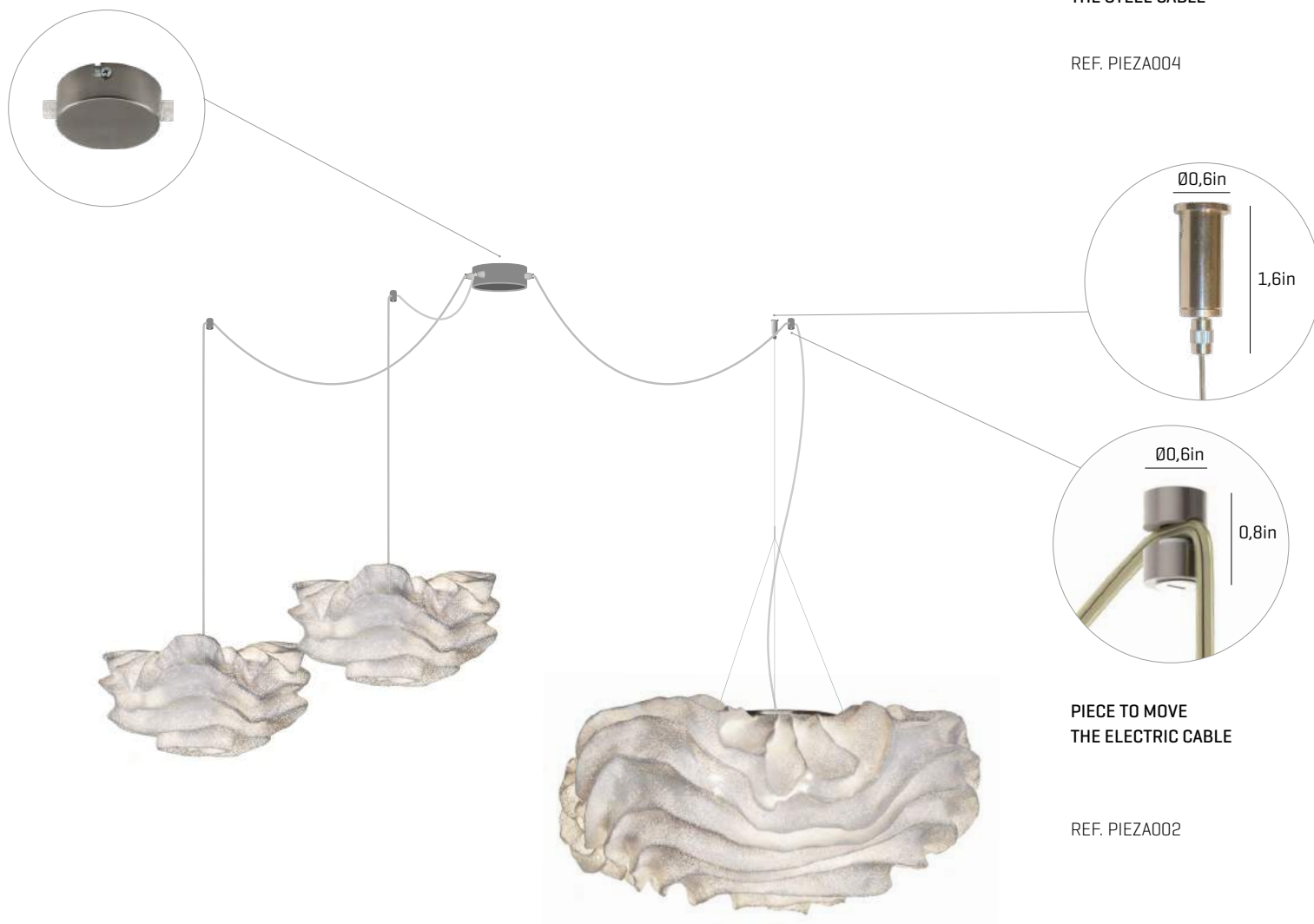


Certifications:



ACCESORIOS ACCESSORIES

CANOPY & PIECE TO MOVE THE ELECTRIC CABLE



Option for luminaires with electric cable only

Option for luminaires with electric and steel cable

CANOPY

Canopy small Ø80mm

Finishing nickel-plated or matt black

Maximum 3 outputs

Ref. CAN8



Canopy medium Ø120mm

Finishing nickel-plated or matt black

Maximum 8 outputs

Ref. CAN12



Type 1
One side output



Type 2
Around side output



Type 3
Downward output

Canopy large Ø142mm

Finishing nickel-plated or matt black

Maximum 16 outputs

Ref. CAN14



Output number
From 2 to 16 Desde 2 hasta 16
For a larger number of outputs, consult with us



Headquarter:
Calor Color S.L.
C/ Castiñeiras 108A.
15895 O Milladoiro, A Coruña, Spain.
T. +34 981 814 600
F. +34 981 502 000
info@a-emotionallight.com
www.a-emotionallight.com

USA
T: +1 323 599 6363
sales@a-emotionallight.com

©2021 Calor Color S.L.
All rights reserved.
Legal deposit: C 70-2020
Printed by Agencia Gráfica. Santiago de Compostela. Spain.

