

# a

## emotional light

inn collection

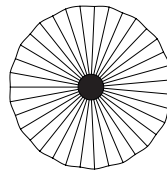
USA & Canada

ref. IN04-Mini

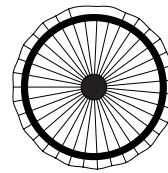


IN04-Mini

IN04



Top view



Bottom view

Ø 9,1 in

8,3 in

Ø 4,7 in


78,7 in

Approximate measurements

### MATERIALS & COMPONENTS

#### LAMPSHADE

Painted stainless steel | One color to choose



BL

BE

G

T

CUSTOM  
COLOR

Steel painted in black

#### CANOPY AND CABLE

Steel painted in matt black

Black cable

Standard: 200cm | 78,7in  
Lenght/largo customizable

#### RECOMMENDED BULBS

**120V - 60Hz**

 E12 LED- Max. 1x12 W

### OTHER DATA

#### NET WEIGHT

1,5lb

#### PACKAGING

14,2x14,2x11,8 in

2,2lb

#### ELECTRICAL FEATURES



#### CERTIFICATIONS

