
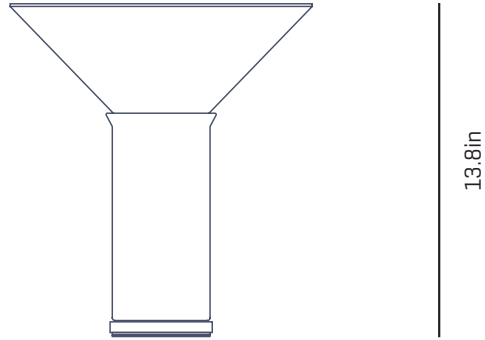


# a

## emotional light

era collection



Ø 13,4in

USA & Canada

ref. ER01




ER01

### MATERIALS & COMPONENTS

#### LAMPSHADE

Hand-crafted glass

One color to choose from top



19

25

#### SUPPORT AND CABLE

Painted steel in matt black

Black cable

Standard: 47,2in

#### RECOMMENDED BULBS

120V - 60Hz

 E26 LED- Max. 1x12 W

### OTHER DATA

#### NET WEIGHT

9,2lb

#### PACKAGING

20,7x20,7x20,7in

15,4lb

#### ELECTRICAL FEATURES



#### CERTIFICATIONS

