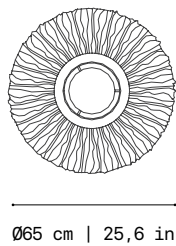
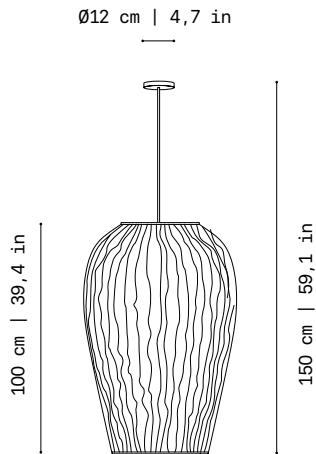


a·emotional light

Coral Galaxea

Arturo Álvarez, 2011



Other references
Otras referencias



COCY04 COGA04 CORE04 COSE04 COAU04 COAU04G C004-3 C004-5 C004-10

REF: COGA04XL

 Updated collection








Pendant
Suspensión

Lampshade
Tulipa

Painted stainless steel
Acero inoxidable pintado
Stainless steel
Acero inoxidable

One color to choose
Un color a elegir

Finishes
Acabados

-  White
Blanco
-  Warm white
Blanco cálido
-  Beige
Beige
-  Grey
Gris
-  Taupe
Topo
-  Black
Negro
-  Custom
Personalizado

Canopy
Florón

Matt black o matt white
Negro mate o blanco mate

230V: Ø12cm | 4,7in
120V: Ø12cm | 4,7in


Cable
Cable

Transparent or black
Transparente o negro


Standard: 150 cm | 59,1 in
120 V: 200 cm | 78,7 in
Length/largo customizable

Light source
Fuente de luz

230 V - 50 Hz

 17W 2700K 1645lm built in
upon request 3000K 1776lm
Dimming system: PHASE CUT
upon request DALI/Switch DIM

100-277 V - 60 Hz

 17W 2700K 1645lm built in
upon request 3000K 1776lm
Dimming System
PHASE CONTROL & 0-10V
(only 120Vac TRIAC Dimmers)

Net weight
Peso neto

12kg | 26,5 lb

Packaging
Embalaje

70x70x120 cm | 18 kg
28x28x47,2 in | 40 lb

Electrical features
Características eléctricas



Certifications
Certificaciones



a·emotional light

Coral Reef

Arturo Álvarez, 2011

REF: CORE04XL

 Updated collection







Pendant
Suspensión

Lampshade
Tulipa

Painted stainless steel
Acero inoxidable pintado
Stainless steel
Acero inoxidable

One color to choose
Un color a elegir

Finishes
Acabados

-  White
Blanco
-  Taupe
Topo
-  Warm white
Blanco cálido
-  Black
Negro
-  Beige
Beige
-  Custom
Personalizado
-  Grey
Gris

Canopy
Florón

Matt black o matt white
Negro mate o blanco mate

230V: Ø12cm | 4,7in
120V: Ø12cm | 4,7in


Cable
Cable

Transparent or black
Transparente o negro


Standard: 150 cm | 59,1 in
120 V: 200 cm | 78,7 in
Length/largo customizable

Light source
Fuente de luz

230 V - 50 Hz

 17W 2700K 1645lm built in
upon request 3000K 1776lm
Dimming system: PHASE CUT
upon request DALI/Switch DIM

100-277 V - 60 Hz

 17W 2700K 1645lm built in
upon request 3000K 1776lm
Dimming System
PHASE CONTROL & 0-10V
(only 120Vac TRIAC Dimmers)

Net weight
Peso neto

9,6kg | 21,2lb

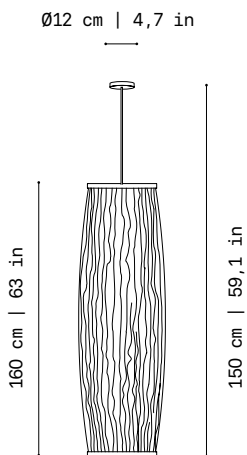
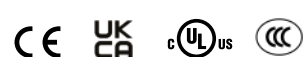
Packaging
Embalaje

64x64x180 cm | 19,2 kg
25,2x25,2x71 in | 42,3 lb

Electrical features
Características eléctricas



Certifications
Certificaciones



Ø53,5 cm | 21,1 in

Other references
Otras referencias



COCY04 COGA04 CORE04 COSE04 COAU04 COAU04G C004-3 C004-5 C004-10

a·emotional light

Coral Seaurchin

Arturo Álvarez, 2011

REF: COAU04XL

 Updated collection








Pendant
Suspensión

Lampshade
Tulipa

Painted stainless steel
Acero inoxidable pintado
Stainless steel
Acero inoxidable

One color to choose
Un color a elegir

Finishes
Acabados

-  White
Blanco
-  Taupe
Topo
-  Warm white
Blanco cálido
-  Black
Negro
-  Beige
Beige
-  Custom
Personalizado
-  Grey
Gris

Canopy
Florón

Matt black o matt white
Negro mate o blanco mate

230V: Ø12cm | 4,7in
120V: Ø12cm | 4,7in


Cable
Cable

Transparent or black
Transparente o negro


Standard: 150 cm | 59,1 in
120 V: 200 cm | 78,7 in
Length/largo customizable

Light source
Fuente de luz

230 V - 50 Hz

 17W 2700K 1645lm built in
upon request 3000K 1776lm
Dimming system: PHASE CUT
upon request DALI/Switch DIM

100-277 V - 60 Hz

 17W 2700K 1645lm built in
upon request 3000K 1776lm
Dimming System
PHASE CONTROL & 0-10V
(only 120Vac TRIAC Dimmers)

Net weight
Peso neto

10kg | 22lb

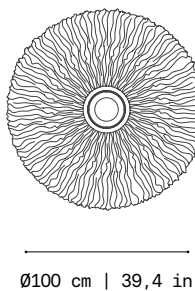
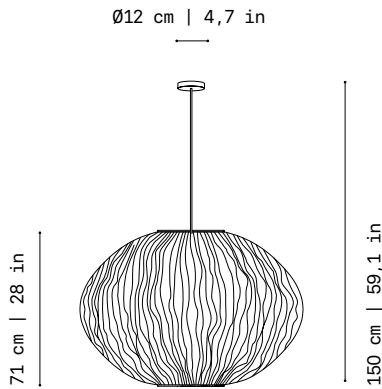
Packaging
Embalaje

110x110x90 cm | 18 kg
43,3x43,3x35,4 in | 40 lb

Electrical features
Características eléctricas



Certifications
Certificaciones



Other references
Otras referencias



COCY04 COGA04 CORE04 COSE04 COAU04 COAU04G C004-3 C004-5 C004-10

a·emotional light

Coral Cay

Arturo Álvarez, 2011

REF: COCY04XL

 Updated collection








Pendant
Suspensión

Lampshade
Tulipa

Painted stainless steel
Acero inoxidable pintado
Stainless steel
Acero inoxidable

One color to choose
Un color a elegir

Finishes
Acabados

- | | |
|---|--|
|  White
Blanco |  Taupe
Topo |
|  Warm white
Blanco cálido |  Black
Negro |
|  Beige
Beige |  Custom
Personalizado |
|  Grey
Gris | |

Canopy
Florón

Matt black o matt white
Negro mate o blanco mate

230V: Ø12cm | 4,7in
120V: Ø12cm | 4,7in


Cable
Cable

Transparent or black
Transparente o negro


Standard: 150 cm | 59,1 in
120 V: 200 cm | 78,7 in
Length/largo customizable

Light source
Fuente de luz

230 V - 50 Hz

 17W 2700K 1645lm built in
upon request 3000K 1776lm
Dimming system: PHASE CUT
upon request DALI/Switch DIM

100-277 V - 60 Hz

 17W 2700K 1645lm built in
upon request 3000K 1776lm
Dimming System
PHASE CONTROL & 0-10V
(only 120Vac TRIAC Dimmers)

Net weight
Peso neto

10kg | 22 lb

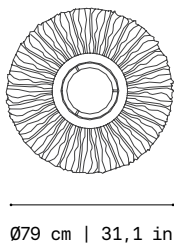
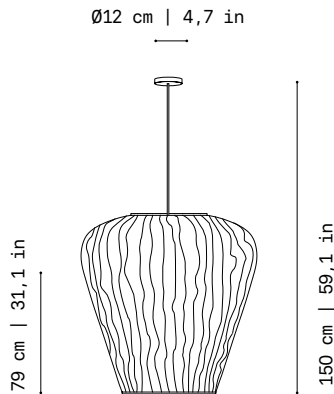
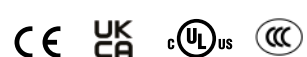
Packaging
Embalaje

84x84x100 cm | 10,4 kg
33,1x33,1x39,3 in | 23 lb

Electrical features
Características eléctricas



Certifications
Certificaciones



Other references
Otras referencias



COCY04 COGA04 CORE04 COSE04 COAU04 COAU04G C004-3 C004-5 C004-10

a·emotional light

Coral Sea

Arturo Álvarez, 2011

REF: COSE04XL

 Updated collection








Pendant
Suspensión

Lampshade
Tulipa

Painted stainless steel
Acero inoxidable pintado
Stainless steel
Acero inoxidable

One color to choose
Un color a elegir

Finishes
Acabados

-  White
Blanco
-  Taupe
Topo
-  Warm white
Blanco cálido
-  Black
Negro
-  Beige
Beige
-  Custom
Personalizado
-  Grey
Gris

Canopy
Florón

Matt black o matt white
Negro mate o blanco mate


Cable
Cable

Transparent or black
Transparente o negro


Light source
Fuente de luz

Standard: 150 cm | 59,1 in
120 V: 200 cm | 78,7 in
Length/largo customizable

230 V - 50 Hz

 17W 2700K 1645lm built in
upon request 3000K 1776lm
Dimming system: PHASE CUT
upon request DALI/Switch DIM

100-277 V - 60 Hz

 17W 2700K 1645lm built in
upon request 3000K 1776lm
Dimming System
PHASE CONTROL & 0-10V
(only 120Vac TRIAC Dimmers)

Net weight
Peso neto

11kg | 24,3lb

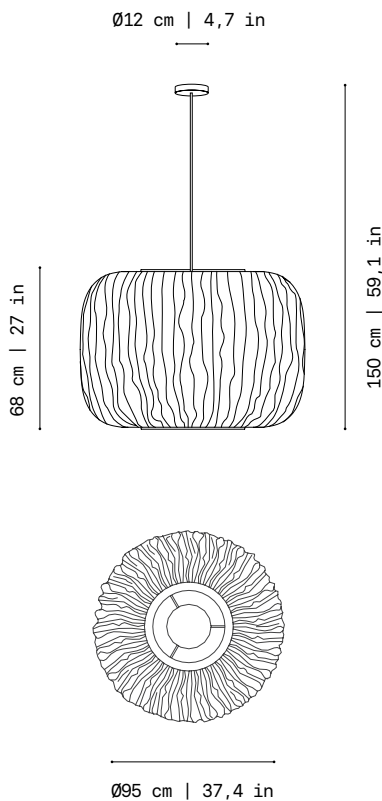
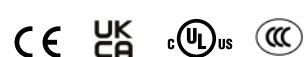
Packaging
Embalaje

64x64x180 cm | 19,2 kg
25,2x25,2x71 in | 42,3 lb

Electrical features
Características eléctricas



Certifications
Certificaciones



Other references
Otras referencias



COCY04 COGA04 CORE04 COSE04 COAU04 COAU04G C004-3 C004-5 C004-10